



AGENDA
Community Policing Advisory Committee

June 20, 2018

9:00 am

Council Chambers, Town Hall

Pages

1. CALL TO ORDER

2. DECLARATION OF PECUNIARY INTEREST

3. ADDITIONS TO THE AGENDA

THAT the agenda for the June 20, 2018 Community Policing Advisory Committee be accepted as presented.

4. ADOPTION OF MINUTES FROM PREVIOUS MEETING

3

THAT the minutes of the May 23, 2018 Community Policing Advisory Committee be approved and signed by the Chair and Secretary.

5. BUSINESS ARISING FROM MINUTES

6. DELEGATIONS

(None Received)

7. REPORTS

7.1 POLICE MONTHLY STATISTICS - May 2018

6

THAT the May 2018 OPP Monthly report be received for information.

7.2 MONTHLY FALSE ALARM REPORT

20

THAT the May 2018 False Alarm report be received for information.

8. CORRESPONDENCE

8.1 OPP Municipal Policing Bureau re: Update on Initiatives

21

THAT the June 8, 2018 correspondence received from the Municipal Policing Bureau be received.

9. OTHER BUSINESS

10. UPCOMING MEETINGS

July - No meeting

August - No Meeting

September 19, 2018 - 9:00 am, Council Chambers

October 17, 2018 - 9:00 am, Council Chambers

11. ADJOURNMENT

THAT the June 20, 2018 meeting of the Community Policing Advisory Committee be adjourned at _____ am.



MINUTES
Community Policing Advisory Committee

May 23, 2018
9:00am
Council Chambers, Town Hall

Committee Members Present: Peter McAsh
Mayor Strathdee
Fred Stam
John McGarry
Councillor Don Van Galen

OPP Present: Detachment Commander Rob Scott

Staff Present: Brent Kittmer, Board Secretary

1. CALL TO ORDER

Chair Don Van Galen called the meeting to order at 9:00 am.

2. DECLARATION OF PECUNIARY INTEREST

None declared.

3. ADDITIONS TO THE AGENDA

B. Kittmer added a review of the Stratford Community Resources Officer job description under Item 9.1. There were no other additions to the agenda.

4. ADOPTION OF MINUTES FROM PREVIOUS MEETING

Moved By J. McGarry

Seconded By F. Stam

THAT the minutes of the April 18, 2018 Community Policing Advisory Committee be approved and signed by the Chair and Secretary.

CARRIED

5. BUSINESS ARISING FROM MINUTES

None.

6. DELEGATIONS

None.

7. REPORTS

7.1 POLICE MONTHLY STATISTICS

R. Scott presented the April OPP Monthly report, reported on St. Marys specific Activities, and responded to questions from the Committee.

R. Scott updated the Committee that officers have looked into the recent graffiti issues, but have not received any reports from the public or calls for service. Communications Officer Brown will send the Town some information on how to create messaging around graffiti tagging.

In response to questions about cannabis legalization, R. Scott advised the Committee that, absent direction from the Federal or Provincial governments, the OPP are continuing to train officers on drug recognition, field sobriety tests, and drug investigations.

Moved By F. Stam

Seconded By P. McAsh

THAT the April 2018 OPP Monthly report be received for information.

CARRIED

7.2 MONTHLY FALSE ALARM REPORT

Moved By Mayor Strathdee

Seconded By F. Stam

THAT the March 2018 False Alarm report be received for information.

CARRIED

8. CORRESPONDENCE

None.

9. OTHER BUSINESS

9.1 Review of Stratford Community Resources Officer Job Description

B. Kittmer presented the Committee with a draft job description received from the Stratford Police Service. The job description was for the Community Resource Officer to be assigned to the Town on a full time basis. The Committee provided the following comments:

- Is it the plan for the CRO to be the main contact for town Staff and Council to contact? If so, should that be reflected in the JD?
- Is it the plan for the CRO to come to CPAC meetings? If so, should that be reflected in the JD?
- Under “Knowledge” should the Criminal Code be listed, or is that just a given?
- Will the CRO be the main contact to sit at the table for Town emergency planning activities? If so, should that be reflected in the JD?
- Can we add an expectation for the CRO to regularly liaise with Town senior staff (in particular Public Works), and to periodically attend our Senior Management Team meetings?
- Is it your plan that our first point of contact should be the CRO before we contact You (i.e. try to resolve any policing matters through the CRO first before contacting the Chief?).
- As a part of the transition process, the Town should consider an extension in its answering system that directly contacts the Stratford Police Service and a regular “284” number that contacts the police as a non-emergency line.

10. **UPCOMING MEETINGS**

Chair Van Galen announced the upcoming meetings as listed on the agenda.

Members Peter McAsh and John McGarry provided their regrets for the June 20, 2018 meeting.

11. **ADJOURNMENT**

Moved By Mayor Strathdee

Seconded By F. Stam

THAT the May 23, 2018 meeting of the Community Policing Advisory Committee be adjourned at 9:53am.

CARRIED

Chair Don Van Galen

Brent Kittmer, CAO / Clerk, Board Secretary



Perth County



St. Marys Community Policing Advisory Committee Report



May 2018



Perth County OPP Community Safety and Engagement Report

St. Marys 2018/May

Calls for Service

2018: 172

2017: 172

2016: 138

Public Complaints

Policy	Nil
--------	-----

Service	Nil
---------	-----

Conduct	Nil
---------	-----

Secondary Employment

N/A

DAR - Community Safety / Mobilization Hours

Number of Cruiser Patrol Hours:	81.50
---------------------------------	-------

Number of Foot Patrol Hours:	16.50
------------------------------	-------

Number of School Patrol Hours:	6.75
--------------------------------	------

Number of Specialized Patrol Hours:	Nil
-------------------------------------	-----

Number of Focused Patrol Hours:	Nil
---------------------------------	-----

Number of Community Mobilization Hours:	19.50
---	-------

Number of RIDE Program Hours:	1.50
-------------------------------	------

Number of Auxiliary Hours:	76.75
----------------------------	-------

Detachment Initiatives

Number of Targeted Media Releases:

NUMBER OF TARGETED MEDIA RELEASES:

30 media releases were placed on the Perth County Media Portal, including 8 county-wide and 2 specific to St. Marys. These included:

- A release about a drug search warrant
- A release about an aggravated assault

Three media interviews were conducted: 2 on radio and 1 on tv. Two WR Twitter posts were also made.

Perth County OPP Community Safety and Engagement Report

St. Marys 2018/May

	Media releases are put out to in an attempt to educate, create awareness, and emphasize the need for the public's help in solving crimes.
Crime and Traffic Campaigns/Initiatives:	<p>There were 7 Collisions in St. Marys in May (7 Property Damage).</p> <p>There was 1 RIDE program conducted in St. Marys in May resulting in 2 charges.</p> <p>Canada Road Safety Week took place during the week that encompassed the Victoria Day long weekend. During this campaign, Perth County OPP laid 86 speeding charges, 9 Fail to Yield charges, 4 Racing charges and 2 Impaired Driving charges, among other HTA and Criminal offences.</p>
Public Education Campaigns:	<p>PUBLIC EDUCATION & CAMPAIGNS:</p> <p>Eight media releases were issued this past month pertaining to county-wide information and/or public education campaigns. These included:</p> <ul style="list-style-type: none"> • A release about phone scams • A release about the gun amnesty program • A release about motorcyclist deaths • A release about boating fatalities • A release about the OPP camp • A release about the Victoria Day weekend traffic stats <p>PC Brown delivered an Examining Property Crime in Perth County presentation at the St. Marys Men's Breakfast.</p> <p>PC Brown has delivered front-line staff training on Human Trafficking to approximately 275 to date. Requests continue. PC Brown has co-ordinated several community partners to assist with the writing of a grant proposal to create an educational video for youth delivered via social media.</p> <p>The Citizen's Academy concluded on May 14, 2018 and was extremely successful.</p>
Crime Stoppers:	<p>4 Total new OPP tips (Perth County only)</p> <ul style="list-style-type: none"> ➤ 1 Perth Drugs ➤ 3 Perth Intelligence <p>One meeting attended and no presentations completed.</p>

Perth County OPP Community Safety and Engagement Report

St. Marys 2018/May

Continuous Learning:	<p>Block Training – 7 Officers</p> <p>TRU Selection – 1 Officer</p> <p>ERT Training – 2 Officers</p> <p>Public Order Unit Training – 3 Officers</p> <p>Firearms Instructor – 2 Officers</p> <p>SFST Training – 2 Officers</p> <p>Project Lifesaver Training – 4 Officers</p> <p>OPPA Board Meeting – 1 Officer</p> <p>PACE Training – 2 Officers</p>
----------------------	--

Community Engagement

School/Youth Officer Hours / Calls for Service:	<p>There were two calls for service at St. Marys DCVI in May. These included:</p> <ul style="list-style-type: none"> • Concerns regarding a previous assault and contact between the victim and the accused • A presentation that was completed on safe driving
Community Mobilization Officer:	<p>The Opioid/Fentanyl presentations in the three Perth County High Schools have been completed for this school year. Partnering with Choices for Change, sixteen presentations were given to grade 9 students and the response was positive. We will look to continue the education in the schools this fall as the strategy to address the Opioid Crisis continues.</p> <p>In January of this year, PC Dekoning met with a new resident at a Group Home that he attends regularly. Initially, the resident was very suspicious of PC Dekoning and would hide whenever he attended. Over the next 4 months, Police have been involved with 12 calls for service with this resident, including attempt suicide and a number of mental health related incidents. The Perth County Officers that responded to the calls always acted professionally and treated the resident fairly. PC Dekoning continued to attempt to build a relationship and trust with the female and the last call for service was received at the end of April. PC Dekoning met with the female in June and she was pleasant, sat with him and carried on a conversation.</p> <p>The positive relationships that are built with people that become involved with the Police due to addiction and mental health issues is imperative to assist them in obtaining the help they require.</p> <p>There were three mental health calls for service in St. Marys in May, down from six in April.</p>

Perth County OPP Community Safety and Engagement Report

St. Marys 2018/May

Focused Patrol Initiatives:	There were no focused patrols this month.
Community Events:	St. Marys bicycle rodeo was held on May 26 th Mock tornado disaster in Rannoch was held on May 31 st St. Marys Summerfest is July 26 th -28 th

Noteworthy Occurrences

- Assault occurred whereby a young person was beaten up. A young person and an adult were charged with assault.
- Assault whereby one person was harmed. One person charged with Aggravated Assault, a weapons offence and Uttering Threats.

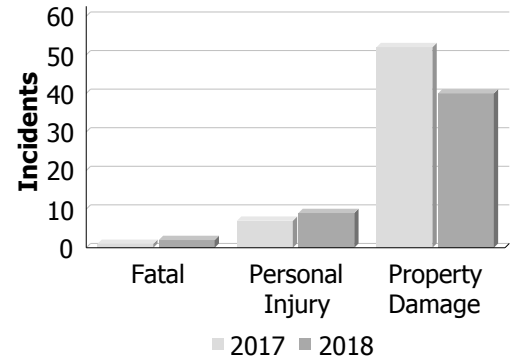
Looking Forward

Trends:	<ul style="list-style-type: none">• Over the first five months of 2018, the number of violent crime incidents in St. Marys stood at 21, up from the five-year average of 15.• Over the first five months of 2018, the number of property crime incidents in St. Marys stood at 45, down slightly from the five-year average of 41.• Over the first five months of 2018, the number of mental health calls for service in St. Marys stood at 28, up from the five-year average of 18.
Detachment Pressures:	<ul style="list-style-type: none">• Current vacancies / Block Training / Other Training / Annual Leave• Staffing pressures resulting from retirements, transfers, developmental opportunities, parental/maternity leaves, workplace accommodations
Community Pressures:	<ul style="list-style-type: none">• Increased traffic, both vehicular and foot, with the return of nicer weather• Get message out to lock vehicles and other property

Police Services Board Report for St. Marys
Collision Reporting System
May - 2018

Motor Vehicle Collisions by Type

Incidents	May			Year to Date - May		
	2017	2018	% Change	2017	2018	% Change
Fatal	1	2	100.0%	2	5	150.0%
Personal Injury	7	9	28.6%	44	38	-13.6%
Property Damage	52	40	-23.1%	195	229	17.4%
Total	60	51	-15.0%	241	272	12.9%



Data Utilized

- SQL online application reporting system – OPP CRS 2.3.09
- Collision Reporting System Business Intelligence Cube

Detachment: 6N - PERTH COUNTY
Location code(s): 6N00-PERTH COUNTY

Data source date:
2018/06/14

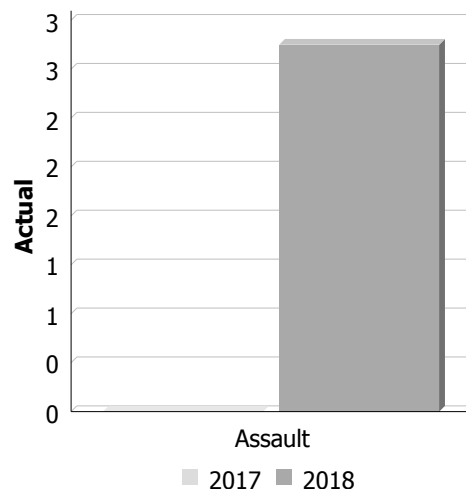
Report Generated by:
McFalls, Shawn

Report Generated on:
15-Jun-18 11:35:35 AM
PP-CSC-Operational Planning-4300
Page 11 of 22

Police Services Board Report for St. Marys
Records Management System
May - 2018

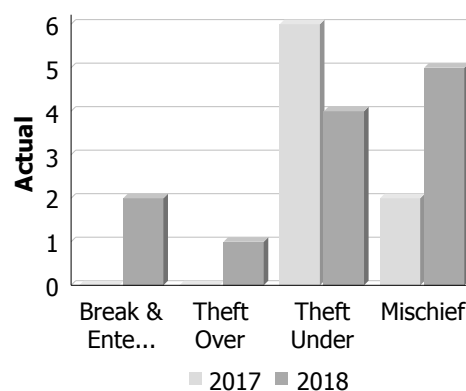
Violent Crime

Actual	May			Year to Date - May		
	2017	2018	% Change	2017	2018	% Change
Murder	0	0	--	0	0	--
Other Offences Causing Death	0	0	--	0	0	--
Attempted Murder	0	0	--	0	0	--
Sexual Assault	0	0	--	0	2	--
Assault	0	3	--	4	16	300.0%
Abduction	0	0	--	0	0	--
Robbery	0	0	--	0	0	--
Other Crimes Against a Person	0	0	--	1	3	200.0%
Total	0	3	--	5	21	320.0%



Property Crime

Actual	May			Year to Date - May		
	2017	2018	% Change	2017	2018	% Change
Arson	0	0	--	0	0	--
Break & Enter	0	2	--	2	2	0.0%
Theft Over	0	1	--	7	4	-42.9%
Theft Under	6	4	-33.3%	16	17	6.2%
Have Stolen Goods	0	0	--	0	0	--
Fraud	0	0	--	6	9	50.0%
Mischief	2	5	150.0%	10	11	10.0%
Total	8	12	50.0%	41	43	4.9%



Drug Crime

Actual	May			Year to Date - May		
	2017	2018	% Change	2017	2018	% Change
Possession	0	0	--	1	2	100.0%
Trafficking	0	0	--	1	0	-100.0%
Importation and Production	0	0	--	0	0	--
Total	0	0	--	2	2	0.0%



Clearance Rate

Detachment: 6N - PERTH COUNTY

Location code(s): 6N00 - PERTH COUNTY

Area code(s): 6224 - St. Marys, 6296 - DVCI (St Marys District Collegiate and Vocational Institute)

Data source date:

2018/06/09

Report Generated by:

McFalls, Shawn

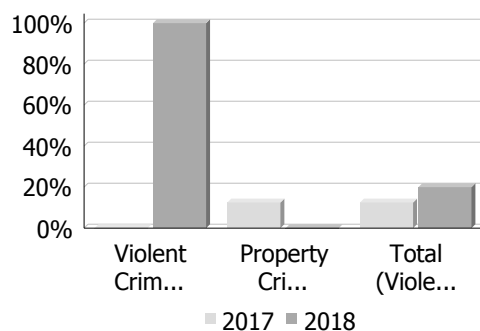
Report Generated on:

15-Jun-18 11:36:40 AM

PP-CSC-Operational Planning-4300

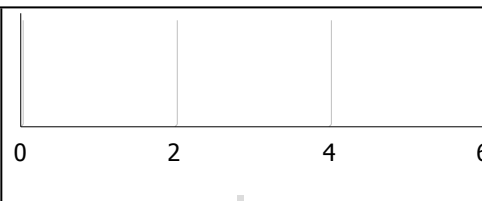
**Police Services Board Report for St. Marys
Records Management System
May - 2018**

Clearance Rate	May			Year to Date - May		
	2017	2018	Difference	2017	2018	Difference
Violent Crime	--	100.0%	--	80.0%	95.2%	15.2%
Property Crime	12.5%	0.0%	-12.5%	17.1%	11.6%	-5.4%
Drug Crime	--	--	--	50.0%	50.0%	0.0%
Total (Violent, Property & Drug)	12.5%	20.0%	7.5%	28.0%	40.3%	12.3%



Criminal Record and Vulnerable Sector Screening Checks

Actual	May			Year to Date - May		
	2017	2018	% Change	2017	2018	% Change
Criminal Record Checks	0	0	--	0	0	--
Vulnerable Sector Screening Checks	0	0	--	0	0	--



Data contained within this report is dynamic in nature and numbers will change over time as the Ontario Provincial Police continue to investigate and solve crime.

Data Utilized

- Major Crimes
- Niche RMS All Offence Level Business Intelligence Cube

Detachment: 6N - PERTH COUNTY

Location code(s): 6N00 - PERTH COUNTY

Area code(s): 6224 - St. Marys, 6296 - DVCI (St Marys District Collegiate and Vocational Institute)

Data source date:

2018/06/09

Report Generated by:

McFalls, Shawn

Report Generated on:

15-Jun-18 11:36:40 AM

PP-CSC-Operational Planning-4300

STATEMENT OF FEES COLLECTED RECOVERABLE EXPENSES

Perth County Detachment

St Marys

Month of: May 2018			
Service	Receipted	Cash	Sub-Total
Record Checks - Employment	18	\$450.00	\$450.00
Fingerprints			
Insurance Requests			
Occurrence Reports			
RCMP			
Totals			\$450.00

Year to Date (includes current month)			
Service	Receipted	Cash	Year to Date
Record Checks - Employment	102	\$2550.00	\$2550.00
Fingerprints			
Insurance Requests			
Occurrence Reports			
RCMP			
Totals			\$2550.00



Calls For Service (CFS) Billing Summary Report

**St. Marys
May - 2018**

Billing Categories <i>(Billing categories below do not match traditional crime groupings)</i>		2018				2017			
		May	Year to Date	Time Standard	Year To Date Weighted Hours	May	Year to Date	Time Standard	Year To Date Weighted Hours
Violent Criminal Code	Sexual Assault	0	1	15.1	15.1	0	0		0.0
	Sexual Interference	0	1	15.1	15.1	0	0		0.0
	Aggravated Assault-Level 3	1	1	15.1	15.1	0	0		0.0
	Assault With Weapon or Causing Bodily Harm-Level 2	0	0		0.0	0	1	15.1	15.1
	Assault-Level 1	2	16	15.1	241.6	0	4	15.1	60.4
	Pointing a Firearm	0	1	15.1	15.1	0	0		0.0
	Criminal Harassment	0	1	15.1	15.1	2	3	15.1	45.3
	Indecent/Harassing Communications	0	0		0.0	0	1	15.1	15.1
	Utter Threats to Person	2	4	15.1	60.4	0	1	15.1	15.1
	Total	5	25	15.1	377.5	2	10	15.1	151.0
Property Crime Violations	Break & Enter	2	2	7.6	15.2	0	2	7.6	15.2
	Unlawful in a dwelling house	0	0		0.0	0	1	7.6	7.6
	Theft Over - Other Theft	0	0		0.0	0	1	7.6	7.6
	Theft of - Mail	0	1	7.6	7.6	0	0		0.0
	Theft of Motor Vehicle	1	2	7.6	15.2	0	2	7.6	15.2
	Theft of - Automobile	0	1	7.6	7.6	0	3	7.6	22.8
	Theft of - Trucks	0	0		0.0	0	3	7.6	22.8
	Theft of - All Terrain Vehicles	0	0		0.0	0	1	7.6	7.6
	Theft Under -master code	0	0		0.0	0	1	7.6	7.6
	Theft Under - Construction Site	1	1	7.6	7.6	0	0		0.0
	Theft under - Bicycles	1	1	7.6	7.6	1	3	7.6	22.8
	Theft under - Persons	0	0		0.0	1	1	7.6	7.6
	Theft under - Trailers	0	0		0.0	0	1	7.6	7.6
	Theft under - Other Theft	1	9	7.6	68.4	3	6	7.6	45.6
	Theft under - Boat (Vessel)	0	0		0.0	1	1	7.6	7.6
	Theft Under - Gasoline Drive-off	1	3	7.6	22.8	0	0		0.0
	Theft FROM Motor Vehicle Under \$5,000	0	2	7.6	15.2	2	5	7.6	38.0
	Theft Under \$5,000 [SHOPLIFTING]	0	2	7.6	15.2	1	2	7.6	15.2
	Fraud - Fraud through mails	0	1	7.6	7.6	0	0		0.0
	Fraud -Money/property/ security <= \$5,000	0	6	7.6	45.6	0	3	7.6	22.8
	Fraud - Other	0	3	7.6	22.8	0	4	7.6	30.4
	Identity Fraud	0	0		0.0	0	1	7.6	7.6
	Mischief - master code	3	8	7.6	60.8	3	13	7.6	98.8
	Mischief [Graffiti - Non Gang Related]	2	2	7.6	15.2	0	0		0.0



Calls For Service (CFS) Billing Summary Report

St. Marys
May - 2018

Billing Categories <i>(Billing categories below do not match traditional crime groupings)</i>		2018				2017			
		May	Year to Date	Time Standard	Year To Date Weighted Hours	May	Year to Date	Time Standard	Year To Date Weighted Hours
Property Crime Violations	Interfere with lawful use, enjoyment of property	0	1	7.6	7.6	0	0		0.0
	Property Damage	0	1	7.6	7.6	0	1	7.6	7.6
	Total	12	46	7.6	349.6	12	55	7.6	418.0
Other Criminal Code Violations (Excluding traffic)	Offensive Weapons-Possession of Weapons	0	1	7.6	7.6	0	0		0.0
	Offensive Weapons-Other Weapons Offences	0	1	7.6	7.6	0	0		0.0
	Bail Violations - Fail To Comply	0	3	7.6	22.8	0	2	7.6	15.2
	Bail Violations - Others	1	2	7.6	15.2	0	1	7.6	7.6
	Possession Of Counterfeit Money	0	2	7.6	15.2	0	2	7.6	15.2
	Counterfeit Money - Others	0	1	7.6	7.6	0	5	7.6	38.0
	Disturb the Peace	1	1	7.6	7.6	0	0		0.0
	Public Morals	0	0		0.0	0	1	7.6	7.6
	Trespass at Night	0	0		0.0	0	1	7.6	7.6
	Breach of Probation	0	2	7.6	15.2	4	8	7.6	60.8
	Total	2	13	7.6	98.8	4	20	7.6	152.0
Drug Possession	Possession Other Controlled Drugs and Substance Act	0	1	6.2	6.2	0	1	6.2	6.2
	Possession Cannabis	0	1	6.2	6.2	0	1	6.2	6.2
	Drug related occurrence	0	2	6.2	12.4	1	2	6.2	12.4
	Total	0	4	6.2	24.8	1	4	6.2	24.8
Drugs	Trafficking Other Controlled Drugs and Substance Act	0	0		0.0	0	1	33.9	33.9
	Total	0	0		0.0	0	1	33.9	33.9
Statutes & Acts	Landlord/Tenant	0	3	3.1	9.3	1	4	3.1	12.4
	Mental Health Act	0	11	3.1	34.1	3	14	3.1	43.4
	Mental Health Act - Attempt Suicide	1	2	3.1	6.2	0	3	3.1	9.3
	Mental Health Act û Threat of Suicide	1	12	3.1	37.2	1	7	3.1	21.7
	Mental Health Act - Voluntary Transport	0	2	3.1	6.2	1	2	3.1	6.2
	Mental Health Act - Placed on Form	1	1	3.1	3.1	0	2	3.1	6.2
	Custody Dispute	0	0		0.0	0	1	3.1	3.1
	Trespass To Property Act	1	3	3.1	9.3	2	7	3.1	21.7
	Total	4	34	3.1	105.4	8	40	3.1	124.0
Operational	Animal - Left in Vehicle	2	2	3.4	6.8	0	0		0.0
	Animal Stray	0	1	3.4	3.4	0	1	3.4	3.4
	Animal Injured	0	0		0.0	0	3	3.4	10.2
	Animal - Other	1	3	3.4	10.2	3	9	3.4	30.6



Calls For Service (CFS) Billing Summary Report

**St. Marys
May - 2018**

Billing Categories <i>(Billing categories below do not match traditional crime groupings)</i>		2018				2017			
		May	Year to Date	Time Standard	Year To Date Weighted Hours	May	Year to Date	Time Standard	Year To Date Weighted Hours
Operational	Alarm -Others	0	0		0.0	1	1	3.4	3.4
	Domestic Disturbance	5	19	3.4	64.6	6	16	3.4	54.4
	Suspicious Person	5	26	3.4	88.4	8	34	3.4	115.6
	Phone -Nuisance - No Charges Laid	0	2	3.4	6.8	1	4	3.4	13.6
	Phone -Other - No Charges Laid	1	1	3.4	3.4	0	1	3.4	3.4
	Fire - Building	0	1	3.4	3.4	0	0		0.0
	Insecure Condition - Building	1	4	3.4	13.6	0	2	3.4	6.8
	Missing Person under 12	0	1	3.4	3.4	0	0		0.0
	Missing Person 12 & older	2	8	3.4	27.2	0	1	3.4	3.4
	Missing Person Located Under 12	0	0		0.0	0	1	3.4	3.4
	Missing Person Located 12 & older	0	1	3.4	3.4	0	1	3.4	3.4
	Noise Complaint - Vehicle	0	0		0.0	0	1	3.4	3.4
	Noise Complaint - Residence	1	6	3.4	20.4	2	14	3.4	47.6
	Noise Complaint - Business	1	6	3.4	20.4	1	3	3.4	10.2
	Noise Complaint - Others	1	2	3.4	6.8	1	2	3.4	6.8
	Accident - non-MVC - Industrial	0	1	3.4	3.4	0	0		0.0
	Found Property -Master code	0	0		0.0	1	1	3.4	3.4
	Found-Personal Accessories	1	5	3.4	17.0	2	4	3.4	13.6
	Found-Household Property	0	0		0.0	0	3	3.4	10.2
	Found-Sporting Goods, Hobby Equip.	0	0		0.0	1	1	3.4	3.4
	Found-Bicycles	0	0		0.0	0	2	3.4	6.8
	Found-Others	0	0		0.0	2	3	3.4	10.2
	Lost-Personal Accessories	0	1	3.4	3.4	1	2	3.4	6.8
	Lost-Others	0	1	3.4	3.4	0	0		0.0
	Sudden Death - Natural Causes	0	5	3.4	17.0	0	3	3.4	10.2
	Suspicious Vehicle	0	10	3.4	34.0	3	18	3.4	61.2
	Trouble with Youth	3	17	3.4	57.8	2	17	3.4	57.8
	Medical Assistance -Other	0	1	3.4	3.4	0	1	3.4	3.4
	Vehicle Recovered - Automobile	0	0		0.0	0	1	3.4	3.4
	Vehicle Recovered - Trucks	0	1	3.4	3.4	1	1	3.4	3.4
	Unwanted Persons	2	9	3.4	30.6	1	5	3.4	17.0
	Neighbour Dispute	3	9	3.4	30.6	1	13	3.4	44.2
	Noise By-Law	0	2	3.4	6.8	0	1	3.4	3.4
	Other Municipal By-Laws	2	10	3.4	34.0	1	7	3.4	23.8



Calls For Service (CFS) Billing Summary Report

St. Marys May - 2018

Billing Categories (Billing categories below do not match traditional crime groupings)		2018				2017			
		May	Year to Date	Time Standard	Year To Date Weighted Hours	May	Year to Date	Time Standard	Year To Date Weighted Hours
Operational	Traffic By-Law	3	7	3.4	23.8	0	5	3.4	17.0
	Assist Fire Department	0	0		0.0	0	1	3.4	3.4
	Assist Public	12	72	3.4	244.8	9	56	3.4	190.4
	Family Dispute	4	17	3.4	57.8	1	17	3.4	57.8
	Total	50	251	3.4	853.4	49	256	3.4	870.4
Operational2	False Alarm-Accidental Trip	3	9	1.2	10.8	1	7	1.2	8.4
	False Alarm-Malfunction	4	13	1.2	15.6	1	13	1.2	15.6
	False Holdup Alarm-Accidental Trip	0	1	1.2	1.2	1	3	1.2	3.6
	False Alarm -Others	1	5	1.2	6.0	0	5	1.2	6.0
	False Alarm -Cancelled	10	16	1.2	19.2	1	6	1.2	7.2
	Keep the Peace	1	4	1.2	4.8	2	4	1.2	4.8
	911 call / 911 hang up	6	42	1.2	50.4	10	27	1.2	32.4
	911 hang up - Pocket Dial	2	7	1.2	8.4	0	1	1.2	1.2
	911 call - Dropped Cell	1	6	1.2	7.2	1	2	1.2	2.4
	Total	28	103	1.2	123.6	17	68	1.2	81.6
Traffic	MVC - Prop. Dam. Non Reportable	2	9	3.4	30.6	0	7	3.4	23.8
	MVC - Prop. Dam. Reportable (MOTOR VEHICLE COLLISION)	2	11	3.4	37.4	1	5	3.4	17.0
	MVC - Prop. Dam. Failed to Remain (MOTOR VEHICLE COLLISION)	0	3	3.4	10.2	1	4	3.4	13.6
	MVC - Others (MOTOR VEHICLE COLLISION)	0	1	3.4	3.4	0	0		0.0
	Total	4	24	3.4	81.6	2	16	3.4	54.4
Total		105	500		2,014.7	95	470		1,910.1

Note to Detachment Commanders:

- The content of each report is to be shared by the Detachment Commander only with the municipality for which it was generated. The municipality may treat this as a public document and distribute it as they wish.
- All data is sourced from the Niche RMS application. Included are 'reported' occurrences (actuals and unfounded occurrences) for 'billable' occurrences ONLY. Data is refreshed on a weekly basis.
- The Traffic category includes motor vehicle collision (MVC) occurrences entered into Niche (UCR code 8521). MVCs are NOT sourced from the eCRS application for this report.
- Only the primary violation is counted within an occurrence.
- Time standards displayed are for the 2017 billing period.

Note to Municipalities:

- Data contained within this report is dynamic in nature and numbers will change over time as the Ontario Provincial Police continues to investigate and solve crime.
- This report is NOT to be used for crime trend analysis as not all occurrences are included.
- Data groupings within this report do not match traditional crime groupings seen in other public reports such as the OPP Police Services Board reports or Statistics Canada reporting.



Calls For Service (CFS) Billing Summary Report

St. Marys
May - 2018

INCIDENT NUMBER	DATE	MUNICIPAL ADDRESS	COMMON NAME	CANCELLED PRIOR TO POLICE ARRIVAL	OTHER NOTES
May					
LP18118021	02-May-18	136 Queen St.,	Bank Of Montreal	Cancelled	FALSE
LP18118022	02-May-18	475 James St. S.,	DFK Equipment	Cancelled	FALSE
LP18120590	04-May-18	134 Queen St. E.,	Meridian Credit	Cancelled	FALSE/Power outage
LP18120751	04-May-18	41 Pelissier St.,	Residence	Cancelled	FALSE
LP18122395	05-May-18	19 Industrial Rd.,	St Marys Rentals	Attended	FALSE
LP18123427	06-May-18	600 James St. S.,	Jr-Gain Maple Leaf Foods	Attended	FALSE
LP18123485	06-May-18	32 Wellington St. S.,	Jacksons Guradian Pharma	Attended	FALSE
LP18124899	07-May-18	408 James St. S.,	MOC Building	Cancelled	FALSE
LP18125988	08-May-18	475 James St. S.,	DFK Equipment	Cancelled	FALSE
LP18131106	13-May-18	408 James St. S.,	MOC Building	Cancelled	FALSE
LP18134901	17-May-18	600 James St. S.,	Jr-Gain Maple Leaf Foods	Attended	FALSE/Malfunction
LP18137718	18-May	25 South Service Rd	Richardson Foods	Cancelled	FALSE
LP18140673	21-May	408 James St S.,	MOC Building	Cancelled	FALSE
LP18143740	23-May	408 James St S.,	MOC Building	Cancelled	FALSE
LP18145008	24-May	408 James St. S.,	MOC Building	Cancelled	FALSE
LP18146321	25-May	408 James St. S.,	MOC Building	Cancelled	FALSE
LP18150120	28-May	408 James St. S.,	MOC Building	Cancelled	FALSE
LP18152450	30-May	267 Queen St W.,	St Marys Hospital	Attended	FALSE

**Ontario
Provincial
Police**

**Police
provinciale
de l'Ontario**



**Municipal Policing Bureau
Bureau des services policiers des municipalités**

**777 Memorial Ave.
Orillia ON L3V 7V3**

**777, ave Memorial
Orillia (ON) L3V 7V3**

Tel: (705) 329-6200

Fax: (705) 330-4191

File number/Référence: 612-20

June 8, 2018

Mayor/Reeve and Clerk/CAO,

As one of my primary goals is to keep you informed of the latest initiatives relevant to OPP municipal policing.

Please note that:

- The Safer Ontario Act, 2018, which creates, among other legislations, a new Police Services Act, 2018 (PSA 2018), received Royal Assent on March 8, 2018. Before the legislation becomes law, a collection of supporting regulations must be developed, so the Act can be ready for proclamation by the Lieutenant Governor. Until the PSA 2018 is proclaimed by the Lieutenant Governor, the existing PSA 1990 continues to apply.
- As of July 1st, 2018, Motor Vehicle Accident Reports (MVAR) to third party requestors (such as Insurance Services Bureau Canada) are to be directed to the Ministry of Transportation (MTO). The traffic reports are MTO documents that MTO is responsible to provide to third party requestors; the OPP is just assisting with completing them. As such, when the OPP created our internal collision reporting system the decision was made to return the responsibility for providing the requests to third party requestors back to MTO. As a result, the OPP Detachment administrative staff will resume fulfilling their main responsibilities of assisting officers, municipalities and civilian governance structures. This change in process will result in a reduction of the total revenue collected by the detachments on behalf of municipalities as these requests will no longer be processed by the OPP. Paper MVAR unit 4 and 5 provided basic information for the driver, which is now the "driver's " portion of the report. It can either be printed or emailed on eCRS to drivers involved in collisions at their request. Please direct further questions on this initiative to Inspector Luis Mendoza by phone at 416-553-7601 or by email at luis.mendoza@opp.ca

The OPP continues to promote community policing model, where the focus is on community needs and public trust. Recent initiatives such as Fraud prevention month and OPP Gun Amnesty combined with our ongoing community mobilization situation tables showcase the proactive form of law enforcement based on education and community effort adopted to improve community relationships and prevent crime before it happens. Implementation of these recent projects and initiatives demonstrates once again our commitment to decreasing crime through reducing the number of calls for services and making our communities safer.

Between now and the end of this year our bureau will continue develop innovative solutions designed to further streamline our operations and enhance municipal policing services

offered to all OPP-policed municipalities. In fact, I believe that our ongoing efforts to continuously improve our services will be a never-ending quest.

In addition to the ongoing and organic growth of our current projects, the OPP Municipal Policing Bureau recently sought your input on a quick survey which will help us assess your communication needs moving forward. We had some great input and suggestions from survey respondents. We plan on implementing some of them right away and look at others for medium-term implementation. Thank you once again for your time responding to the survey.

Please visit our website at www.OPP.ca/billingmodel Resource section to review the 2018 OPP municipal policing costs, documents on the current billing model and property counts. We update our website regularly with information that may be of assistance to you.

As usual, our Bureau will have a booth at the upcoming Association of Municipalities of Ontario (AMO) Conference, which will be held August 19-22 in Ottawa. Drop in at our booth and speak to our analysts directly or should you like to have a more formal discussion during the conference, please contact us directly at opp.municipalpolicing@opp.ca and we will set up a time to meet you the day following the Minister's delegation meetings.

Thanks for your and your community's help as we continue to make steady and encouraging progress towards our community safety target.

Thank you again.

Sincerely,



M.M. (Marc) Bedard
Superintendent
Commander,
Municipal Policing Bureau

Email OPP.MunicipalPolicing@opp.ca

Twitter [@OPP_Mun_Pol](https://twitter.com/OPP_Mun_Pol)

/nv