



**AGENDA**  
**Community Policing Advisory Committee**

September 19, 2018

9:00 am

Council Chambers, Town Hall

Pages

**1. CALL TO ORDER**

**2. DECLARATION OF PECUNIARY INTEREST**

**3. ADDITIONS TO THE AGENDA**

THAT the agenda for September 19, 2018 Community Policing Advisory Committee be accepted as presented.

**4. ADOPTION OF MINUTES FROM PREVIOUS MEETING**

3

THAT the June 20, 2018 Community Policing Advisory Committee meeting minutes be approved and signed by the Chair and the Secretary.

**5. BUSINESS ARISING FROM MINUTES**

**6. DELEGATIONS**

(None Received)

**7. REPORTS**

**7.1 OPP Monthly Statistics**

THAT the July 2018 and August 2018 OPP monthlys report be received for information.

**7.1.1 July 2018 Monthly Report**

7

**7.1.2 August 2018 Monthly Report**

22

**THAT the June 2018, July 2018 and August 2018 False Alarm Reports be received for information.**

**8. CORRESPONDENCE**

(None Received)

**9. OTHER BUSINESS**

9.1 Update - Stratford Police Transition

41

**THAT the September 19, 2018 Stratford Police Transition Update be received for discussion.**

**10. UPCOMING MEETINGS**

October 17, 2018 - 9:00am, Council Chambers

November 21, 2018 - 9:00am, Council Chambers

December - NO MEETING

**11. ADJOURNMENT**

**THAT the September 19, 2018 meeting of the Community Policing Advisory Committee be adjourned at \_\_\_\_\_am.**



**MINUTES**  
**Community Policing Advisory Committee**

June 20, 2018  
9:00am  
Council Chambers, Town Hall

Committee Members Present: Mayor Strathdee  
Fred Stam  
Councillor Don Van Galen

Committee Members Absent: Peter McAsh  
John McGarry

OPP Present: Detachment Commander Rob Scott  
Staff Sargent Stephane Pilon

Staff Present: Brent Kittmer, Board Secretary

**1. CALL TO ORDER**

Chair Van Galen called the meeting to order at 9:00am.

**2. DECLARATION OF PECUNIARY INTEREST**

None declared.

**3. ADDITIONS TO THE AGENDA**

Detachment Commander Rob Scott noted that he would update the Committee on a number of St. Marys specific issues during his monthly report.

**Moved By** Mayor Strathdee

**Seconded By** Councillor Van Galen

THAT the agenda for the June 20, 2018 Community Policing Advisory Committee be accepted as amended.

**CARRIED**

**4. ADOPTION OF MINUTES FROM PREVIOUS MEETING**

**Moved By** Mayor Strathdee

**Seconded By** Fred Stam

Community Policing Advisory Committee - June 20, 2018

THAT the minutes of the May 23, 2018 Community Policing Advisory Committee be approved and signed by the Chair and Secretary.

**CARRIED**

**5. BUSINESS ARISING FROM MINUTES**

None.

**6. DELEGATIONS**

None received.

**7. REPORTS**

**7.1 POLICE MONTHLY STATISTICS - May 2018**

Rob Scott presented the May 2018 operational report and answered questions of the Committee.

Rob Scott noted that the OPP have begun discussion with the Stratford Police Service in regards to Crime Stoppers and their participation.

In response to Mayor Strathdee, Rob Scott noted that now that the Cannabis Bill has passed the OPP will begin to receive key messages from the Ontario Chiefs Association. The key to cannabis enforcement will be a review of the regulations that follow the bill. As with all public impairments, the OPP recommends that the public call the OPP when they suspect someone is high in public or are driving impaired.

Steph Pilon noted that detachment staff are being trained on field sobriety tests. This is a pre-cursor to taking the drug recognition expert course. The goal is to have all officers on the road trained in field sobriety.

Rob Scott updated the committee on a recent call for service involving youth walking outside of the railing of the Grand Trunk Trail. A call for service was received, the youth were apprehended, and the OPP are now dealing with the matter as a mental health situation.

Rob Scott discussed the report of a recent verbal altercation between a member of the Citizens Concerned About Heavy Truck Traffic and a truck driver. He noted the OPP are not currently in a position to prohibit truck traffic in St. Marys. He further noted that if another incident occurs to call the OPP and they will follow-up and investigate.

Steph Pilon updated the committee on the OPP's follow-up to a public concern about a young girl having her arm stuck in the Town Hall bench

and the failure of an OPP officer to assist. The OPP have contacted the parents of all the children involved and the parents have no concerns.

Steph Pilon updated the committee that Patrick Armstrong from the Huron County Detachment would be starting August 13 as a new sergeant in Perth County.

**Moved By** Mayor Strathdee

**Seconded By** Councillor Van Galen

THAT the May 2018 OPP Monthly report be received for information.

**CARRIED**

## **7.2 MONTHLY FALSE ALARM REPORT**

**Moved By** Fred Stam

**Seconded By** Mayor Strathdee

THAT the May 2018 False Alarm report be received for information.

**CARRIED**

## **8. CORRESPONDENCE**

### **8.1 OPP Municipal Policing Bureau re: Update on Initiatives**

**Moved By** Mayor Strathdee

**Seconded By** Fred Stam

THAT the June 8, 2018 correspondence received from the Municipal Policing Bureau be received.

**CARRIED**

## **9. OTHER BUSINESS**

None raised.

## **10. UPCOMING MEETINGS**

Chair Van Galen announced the upcoming meetings as presented on the agenda.

## **11. ADJOURNMENT**

**Moved By** Mayor Strathdee

**Seconded By** Fred Stam

THAT the June 20, 2018 meeting of the Community Policing Advisory Committee be adjourned at 9:35am.

**CARRIED**

---

Chair Don Van Galen

---

Brent Kittmer, CAO / Clerk, Board Secretary



# Perth County



## St. Marys Community Policing Advisory Committee Report



July 2018



# Perth County OPP Community Safety and Engagement Report

## St. Marys 2018/July

### Calls for Service

|           |           |           |
|-----------|-----------|-----------|
| 2018: 170 | 2017: 229 | 2016: 174 |
|-----------|-----------|-----------|

### Public Complaints

|         |     |
|---------|-----|
| Policy  | Nil |
| Service | Nil |
| Conduct | Nil |

### Secondary Employment

N/A

### DAR - Community Safety / Mobilization Hours

|   |       |
|---|-------|
| Number of Cruiser Patrol Hours:         | 69.25 |
| Number of Foot Patrol Hours:            | 31.75 |
| Number of School Patrol Hours:          | Nil   |
| Number of Specialized Patrol Hours:     | Nil   |
| Number of Focused Patrol Hours:         | Nil   |
| Number of Community Mobilization Hours: | 16.50 |
| Number of RIDE Program Hours:           | Nil   |
| Number of Auxiliary Hours:              | 56.75 |



# Perth County OPP Community Safety and Engagement Report

## St. Marys 2018/July

### Detachment Initiatives

|  |  |
|--|--|
| Number of Targeted Media Releases:       | <p>42 media releases were placed on the Perth County Media Portal, including 7 county-wide and 4 specific to St. Marys. These included:</p> <ul style="list-style-type: none"><li>• A release about mischief to the cement plant</li><li>• A release about a collision involving an impaired driver</li></ul> <p>Fifteen media interviews were conducted: eight on the radio, four on television and 3 in the newspaper. Two WR Twitter posts were also made.</p> <p>Media releases are put out to in an attempt to educate, create awareness, and emphasize the need for the public's help in solving crimes.</p>   |
| Crime and Traffic Campaigns/Initiatives: | <p>There were 10 Collisions in St. Marys in July (8 Property Damage, 2 Personal Injury).</p> <p>One person was charged with Impaired Operation by Drug this month.</p> <p>There were no RIDE programs conducted in St. Marys in July.</p> <p>Over the July 1<sup>st</sup> long weekend, officers in Perth County laid 177 speeding charges, 14 Other HTA charges, 5 Racing charges and 15 CAIA charges.</p>  |
| Public Education Campaigns:              | <p>Seven media releases were issued this past month pertaining to county-wide information and/or public education campaigns.</p> <p>PC Brown and the Perth Elder Abuse Committee, in partnership with Quadro Communications have developed a technology based Fraud/Scam prevention program. The Avon Maitland District School Board has approved the program as a credit toward community service hours, and will be co-facilitated by a committee member and a trained secondary school student. This intergenerational opportunity will serve to educate older adults through the use of technology and the prevention of online crime.</p> <p>In partnership with the OPP Recruitment Unit, PC Brown will be assisting with a virtual ride along social media project from the Perth County detachment. The program is designed to provide online viewers with an opportunity to observe working police officers, while highlighting Perth County as a community of choice for employment.</p> |

# Perth County OPP Community Safety and Engagement Report

## St. Marys 2018/July

|                      |   |
|----------------------|---|
| Crime Stoppers:      | <p>8 Total new OPP tips (Perth County only)</p> <ul style="list-style-type: none"> <li>➤ 2 Perth Drugs</li> <li>➤ 6 Perth Intelligence</li> </ul> <p>One meeting attended and no presentations completed.</p> |
| Continuous Learning: | <p>DRE Training – 1 Officer</p> <p>CSCU Surveillance Training – 1 Officer</p>   |

### Community Engagement

|   |  |
|---|--|
| School/Youth Officer Hours / Calls for Service: | No report due to summer holidays   |
| Community Mobilization Officer:                 | <p>PC Dekoning's involvement in Community Mobilization in the month of July was limited due to annual leave and his added participation in a two day Commercial Motor Vehicle Safety Initiative. Along with his regular commitments he also assisted with calls for service on a number of shifts.</p> <p>PC Dekoning was able to meet with the Perth County Crown Attorney and discuss in detail, three subjects. PC Dekoning has worked extensively with these subjects that are currently on charges before the courts. In order for the Crown Attorney to assess what option to pursue with charged persons moving forward, having some background information on these subjects is very helpful. PC Dekoning will continue to communicate with the Crown's Office in the future providing information on charged subjects that he has worked with.</p> <p>There was one mental health call for service in St. Marys in July, down from six in June.</p> |
| Focused Patrol Initiatives:                     | There were no focused patrols this month.  |
| Community Events:                               | <p>OPP Auxiliary attended the Canada Day parade in St. Marys as well as the St. Marys Summerfest</p> <p>Teddy Bear Reunion is scheduled for August 19<sup>th</sup></p> <p>Touch a Truck is scheduled for September 8<sup>th</sup></p>  |
|   |  |

### Noteworthy Occurrences

# Perth County OPP Community Safety and Engagement Report

## St. Marys 2018/July

- Report of stolen vehicle. Suspect located and charged.
- Report of suspicious vehicle in St. Marys. Determined to be stolen. Driver identified and charged.
- MVC in early afternoon on Maxwell Street. Driver charged with Impaired by Drug.

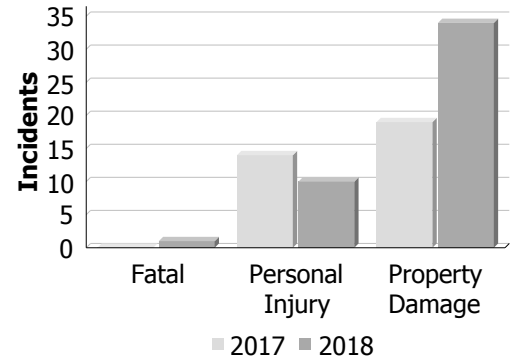
### Looking Forward

|                       |   |
|-----------------------|---|
| Trends:               | <ul style="list-style-type: none"><li>• Over the first seven months of 2018, the number of violent crime incidents in St. Marys stood at 35, up from the five-year average of 21.</li><li>• Over the first seven months of 2018, the number of property crime incidents in St. Marys stood at 82, up slightly from the five-year average of 78.</li><li>• Over the first seven months of 2018, the number of mental health calls for service in St. Marys stood at 34, up from the five-year average of 25.</li></ul> |
| Detachment Pressures: | <ul style="list-style-type: none"><li>• Current vacancies / Block Training / Other Training / Annual Leave</li><li>• Staffing pressures resulting from retirements, transfers, developmental opportunities, parental/maternity leaves, workplace accommodations</li></ul>   |
| Community Pressures:  | <ul style="list-style-type: none"><li>• Increased traffic, both vehicular and foot, with the return of nicer weather</li><li>• Get message out to lock vehicles and other property</li></ul>  |

**Police Services Board Report for St. Marys**  
**Collision Reporting System**  
**July - 2018**

**Motor Vehicle Collisions by Type**

| Incidents       | July      |           |              | Year to Date - July |            |              |
|-----------------|-----------|-----------|--------------|---------------------|------------|--------------|
|                 | 2017      | 2018      | % Change     | 2017                | 2018       | % Change     |
| Fatal           | 0         | 1         | --           | 2                   | 7          | 250.0%       |
| Personal Injury | 14        | 10        | -28.6%       | 67                  | 56         | -16.4%       |
| Property Damage | 19        | 34        | 78.9%        | 248                 | 317        | 27.8%        |
| <b>Total</b>    | <b>33</b> | <b>45</b> | <b>36.4%</b> | <b>317</b>          | <b>380</b> | <b>19.9%</b> |



**Data Utilized**

- SQL online application reporting system – OPP CRS 2.3.09
- Collision Reporting System Business Intelligence Cube

**Detachment:** 6N - PERTH COUNTY  
**Location code(s):** 6N00-PERTH COUNTY

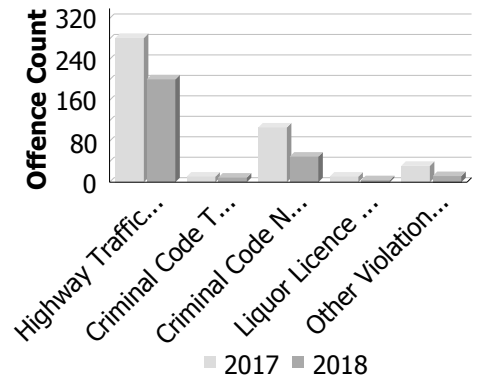
**Data source date:** 2018/08/15  
**Report Generated by:** McFalls, Shawn

**Report Generated on:**  
 16-Aug-18 12:33:12 PM  
 PP-CSC-Operational Planning-4300  
 Page 12 of 42

**Police Services Board Report for St. Marys**  
**Integrated Court Offence Network**  
**July - 2018**

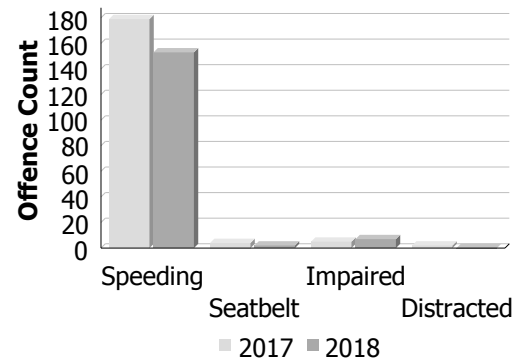
**Criminal Code and Provincial Statute Charges Laid**

| Offence Count             | July       |            |               | Year to Date - July |              |               |
|---------------------------|------------|------------|---------------|---------------------|--------------|---------------|
|                           | 2017       | 2018       | % Change      | 2017                | 2018         | % Change      |
| Highway Traffic Act       | 282        | 201        | -28.7%        | 2,448               | 2,044        | -16.5%        |
| Criminal Code Traffic     | 11         | 9          | -18.2%        | 89                  | 82           | -7.9%         |
| Criminal Code Non-Traffic | 107        | 50         | -53.3%        | 528                 | 425          | -19.5%        |
| Liquor Licence Act        | 11         | 4          | -63.6%        | 86                  | 57           | -33.7%        |
| Other Violations          | 32         | 12         | -62.5%        | 321                 | 166          | -48.3%        |
| <b>All Violations</b>     | <b>443</b> | <b>276</b> | <b>-37.7%</b> | <b>3,472</b>        | <b>2,774</b> | <b>-20.1%</b> |



**Traffic Related Charges**

| Offence Count | July |      |          | Year to Date - July |       |          |
|---------------|------|------|----------|---------------------|-------|----------|
|               | 2017 | 2018 | % Change | 2017                | 2018  | % Change |
| Speeding      | 179  | 153  | -14.5%   | 1,429               | 1,278 | -10.6%   |
| Seatbelt      | 4    | 2    | -50.0%   | 50                  | 50    | 0.0%     |
| Impaired      | 5    | 7    | 40.0%    | 56                  | 58    | 3.6%     |
| Distracted    | 2    | 0    | -100.0%  | 70                  | 48    | -31.4%   |



Integrated Court Offence Network data is updated on a monthly basis: Data could be as much as a month and a half behind.

**Data Utilized**

- Ministry of Attorney General, Integrated Court Offence Network
- Integrated Court Offence Network Charge Business Intelligence Cube

**Detachment:** 6N - PERTH COUNTY

**Location code(s):** 6N00 - PERTH COUNTY

**Data source date:**  
20-Aug-18 5:31:47 PM

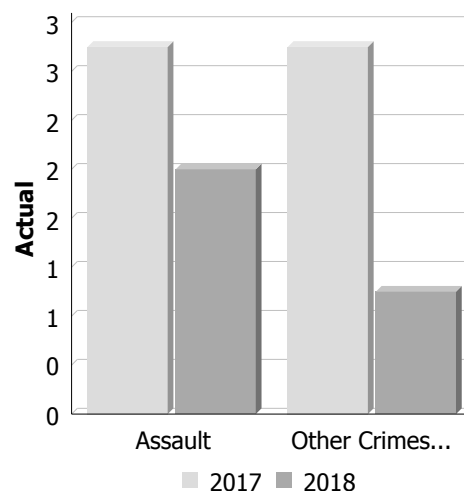
**Report Generated by:**  
McFalls, Shawn

**Report Generated on:**  
30-Aug-18 6:46:35 PM  
PP-CSC-Operational Planning-4300  
Page 13 of 42

**Police Services Board Report for St. Marys  
Records Management System  
July - 2018**

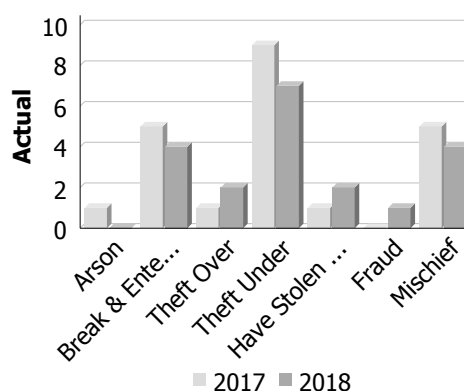
**Violent Crime**

| Actual                        | July     |          |               | Year to Date - July |           |               |
|-------------------------------|----------|----------|---------------|---------------------|-----------|---------------|
|                               | 2017     | 2018     | % Change      | 2017                | 2018      | % Change      |
| Murder                        | 0        | 0        | --            | 0                   | 0         | --            |
| Other Offences Causing Death  | 0        | 0        | --            | 0                   | 0         | --            |
| Attempted Murder              | 0        | 0        | --            | 0                   | 0         | --            |
| Sexual Assault                | 0        | 0        | --            | 1                   | 3         | 200.0%        |
| Assault                       | 3        | 2        | -33.3%        | 9                   | 27        | 200.0%        |
| Abduction                     | 0        | 0        | --            | 0                   | 0         | --            |
| Robbery                       | 0        | 0        | --            | 0                   | 0         | --            |
| Other Crimes Against a Person | 3        | 1        | -66.7%        | 4                   | 5         | 25.0%         |
| <b>Total</b>                  | <b>6</b> | <b>3</b> | <b>-50.0%</b> | <b>14</b>           | <b>35</b> | <b>150.0%</b> |



**Property Crime**

| Actual            | July      |           |              | Year to Date - July |           |              |
|-------------------|-----------|-----------|--------------|---------------------|-----------|--------------|
|                   | 2017      | 2018      | % Change     | 2017                | 2018      | % Change     |
| Arson             | 1         | 0         | -100.0%      | 1                   | 0         | -100.0%      |
| Break & Enter     | 5         | 4         | -20.0%       | 12                  | 8         | -33.3%       |
| Theft Over        | 1         | 2         | 100.0%       | 10                  | 6         | -40.0%       |
| Theft Under       | 9         | 7         | -22.2%       | 35                  | 33        | -5.7%        |
| Have Stolen Goods | 1         | 2         | 100.0%       | 1                   | 4         | 300.0%       |
| Fraud             | 0         | 1         | --           | 7                   | 11        | 57.1%        |
| Mischief          | 5         | 4         | -20.0%       | 20                  | 18        | -10.0%       |
| <b>Total</b>      | <b>22</b> | <b>20</b> | <b>-9.1%</b> | <b>86</b>           | <b>80</b> | <b>-7.0%</b> |



**Drug Crime**

| Actual                     | July     |          |           | Year to Date - July |          |             |
|----------------------------|----------|----------|-----------|---------------------|----------|-------------|
|                            | 2017     | 2018     | % Change  | 2017                | 2018     | % Change    |
| Possession                 | 0        | 0        | --        | 1                   | 2        | 100.0%      |
| Trafficking                | 0        | 0        | --        | 1                   | 0        | -100.0%     |
| Importation and Production | 0        | 0        | --        | 0                   | 0        | --          |
| <b>Total</b>               | <b>0</b> | <b>0</b> | <b>--</b> | <b>2</b>            | <b>2</b> | <b>0.0%</b> |



**Detachment:** 6N - PERTH COUNTY

**Location code(s):** 6N00 - PERTH COUNTY

**Area code(s):** 6224 - St. Marys, 6296 - DVCI (St Marys District Collegiate and Vocational Institute)

**Data source date:**

2018/08/11

**Report Generated by:**

McFalls, Shawn

**Report Generated on:**

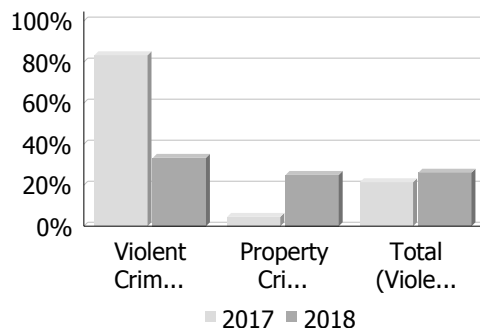
16-Aug-18 12:34:12 PM

PP-CSC-Operational Planning-4300

**Police Services Board Report for St. Marys**  
**Records Management System**  
**July - 2018**

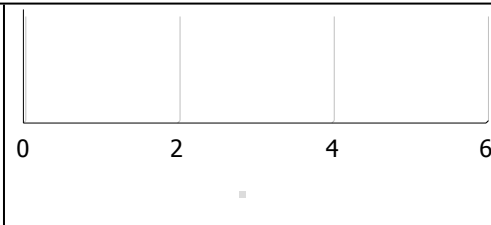
**Clearance Rate**

| Clearance Rate                              | July         |              |             | Year to Date - July |              |              |
|---|--------------|--------------|-------------|---------------------|--------------|--------------|
|   | 2017         | 2018         | Difference  | 2017                | 2018         | Difference   |
| Violent Crime                               | 83.3%        | 33.3%        | -50.0%      | 85.7%               | 88.6%        | 2.9%         |
| Property Crime                              | 4.6%         | 25.0%        | 20.4%       | 11.6%               | 20.0%        | 8.4%         |
| Drug Crime                                  | --           | --           | --          | 50.0%               | 50.0%        | 0.0%         |
| <b>Total (Violent, Property &amp; Drug)</b> | <b>21.4%</b> | <b>26.1%</b> | <b>4.7%</b> | <b>24.0%</b>        | <b>42.0%</b> | <b>18.0%</b> |



**Criminal Record and Vulnerable Sector Screening Checks**

| Actual                             | July |      |          | Year to Date - July |      |          |
|------------------------------------|------|------|----------|---------------------|------|----------|
|                                    | 2017 | 2018 | % Change | 2017                | 2018 | % Change |
| Criminal Record Checks             | 0    | 0    | --       | 0                   | 0    | --       |
| Vulnerable Sector Screening Checks | 0    | 0    | --       | 1                   | 0    | -100.0%  |



Data contained within this report is dynamic in nature and numbers will change over time as the Ontario Provincial Police continue to investigate and solve crime.

**Data Utilized**

- Major Crimes
- Niche RMS All Offence Level Business Intelligence Cube

**Detachment:** 6N - PERTH COUNTY

**Location code(s):** 6N00 - PERTH COUNTY

**Area code(s):** 6224 - St. Marys, 6296 - DVCI (St Marys District Collegiate and Vocational Institute)

**Data source date:**

2018/08/11

**Report Generated by:**

McFalls, Shawn

**Report Generated on:**

16-Aug-18 12:34:12 PM

PP-CSC-Operational Planning-4300

# STATEMENT OF FEES COLLECTED RECOVERABLE EXPENSES

Perth County Detachment

St Marys

| Month of: July 2018        |           |                                      |           |
|----------------------------|-----------|--------------------------------------|-----------|
| Service                    | Receipted | Cash                                 | Sub-Total |
| Record Checks - Employment | 28        | \$700.00                             | \$700.00  |
| Fingerprints               |           |                                      |           |
| Insurance Requests         | Not Done  | All added as<br>SEB on cash<br>sheet |           |
| Occurrence Reports         |           |                                      |           |
| RCMP                       |           |                                      |           |
| Totals                     |           |                                      | \$700.00  |

| Year to Date (includes current month) |           |           |              |
|---------------------------------------|-----------|-----------|--------------|
| Service                               | Receipted | Cash      | Year to Date |
| Record Checks - Employment            | 130       | \$3250.00 | \$3250.00    |
| Fingerprints                          |           |           |              |
| Insurance Requests                    |           |           |              |
| Occurrence Reports                    |           |           |              |
| RCMP                                  |           |           |              |
| Totals                                |           |           | \$3250.00    |





## Calls For Service (CFS) Billing Summary Report

**St. Marys  
July - 2018**

| Billing Categories<br><i>(Billing categories below do not match traditional crime groupings)</i> |  | 2018     |              |               |                             | 2017     |              |               |                             |
|--|--|----------|--------------|---------------|-----------------------------|----------|--------------|---------------|-----------------------------|
|  |  | July     | Year to Date | Time Standard | Year To Date Weighted Hours | July     | Year to Date | Time Standard | Year To Date Weighted Hours |
| Violent Criminal Code  | Sexual Assault                                     | 0        | 1            | 15.1          | 15.1                        | 0        | 1            | 15.1          | 15.1                        |
|  | Sexual Interference                                | 0        | 2            | 15.1          | 30.2                        | 0        | 0            |               | 0.0                         |
|  | Non-Consensual Distribution of Intimate Images     | 0        | 1            | 15.1          | 15.1                        | 0        | 0            |               | 0.0                         |
|  | Aggravated Assault-Level 3                         | 0        | 1            | 15.1          | 15.1                        | 0        | 0            |               | 0.0                         |
|  | Assault With Weapon or Causing Bodily Harm-Level 2 | 0        | 2            | 15.1          | 30.2                        | 1        | 2            | 15.1          | 30.2                        |
|  | Assault-Level 1                                    | 2        | 25           | 15.1          | 377.5                       | 3        | 8            | 15.1          | 120.8                       |
|  | Pointing a Firearm                                 | 0        | 1            | 15.1          | 15.1                        | 0        | 1            | 15.1          | 15.1                        |
|  | Criminal Harassment                                | 0        | 3            | 15.1          | 45.3                        | 4        | 7            | 15.1          | 105.7                       |
|  | Indecent/Harassing Communications                  | 0        | 0            |               | 0.0                         | 0        | 1            | 15.1          | 15.1                        |
|  | Utter Threats -Master code                         | 1        | 2            | 15.1          | 30.2                        | 0        | 0            |               | 0.0                         |
|  | Utter Threats to Person                            | 1        | 6            | 15.1          | 90.6                        | 0        | 1            | 15.1          | 15.1                        |
|  | <b>Total</b>                                       | <b>4</b> | <b>44</b>    | <b>15.1</b>   | <b>664.4</b>                | <b>8</b> | <b>21</b>    | <b>15.1</b>   | <b>317.1</b>                |
| Property Crime Violations  | Arson - Building                                   | 0        | 0            |               | 0.0                         | 1        | 1            | 7.6           | 7.6                         |
|  | Break & Enter                                      | 4        | 8            | 7.6           | 60.8                        | 6        | 13           | 7.6           | 98.8                        |
|  | Unlawful in a dwelling house                       | 0        | 0            |               | 0.0                         | 0        | 1            | 7.6           | 7.6                         |
|  | Theft Over - Other Theft                           | 0        | 0            |               | 0.0                         | 0        | 1            | 7.6           | 7.6                         |
|  | Theft of - Mail                                    | 0        | 1            | 7.6           | 7.6                         | 0        | 0            |               | 0.0                         |
|  | Theft of Motor Vehicle                             | 2        | 4            | 7.6           | 30.4                        | 0        | 3            | 7.6           | 22.8                        |
|  | Theft of - Automobile                              | 0        | 1            | 7.6           | 7.6                         | 0        | 4            | 7.6           | 30.4                        |
|  | Theft of - Trucks                                  | 0        | 0            |               | 0.0                         | 0        | 4            | 7.6           | 30.4                        |
|  | Theft of - Motorcycles                             | 0        | 0            |               | 0.0                         | 1        | 1            | 7.6           | 7.6                         |
|  | Theft of - All Terrain Vehicles                    | 0        | 0            |               | 0.0                         | 0        | 1            | 7.6           | 7.6                         |
|  | Theft Under -master code                           | 1        | 1            | 7.6           | 7.6                         | 0        | 2            | 7.6           | 15.2                        |
|  | Theft Under - Construction Site                    | 0        | 1            | 7.6           | 7.6                         | 0        | 0            |               | 0.0                         |
|  | Theft under - Bicycles                             | 3        | 6            | 7.6           | 45.6                        | 1        | 5            | 7.6           | 38.0                        |
|  | Theft under - Persons                              | 0        | 0            |               | 0.0                         | 0        | 1            | 7.6           | 7.6                         |
|  | Theft under - Trailers                             | 0        | 0            |               | 0.0                         | 0        | 1            | 7.6           | 7.6                         |
|  | Theft under - Other Theft                          | 2        | 12           | 7.6           | 91.2                        | 1        | 8            | 7.6           | 60.8                        |
|  | Theft under - Boat (Vessel)                        | 0        | 0            |               | 0.0                         | 0        | 2            | 7.6           | 15.2                        |
|  | Theft Under - Gasoline Drive-off                   | 0        | 2            | 7.6           | 15.2                        | 1        | 3            | 7.6           | 22.8                        |
|  | Theft FROM Motor Vehicle Under \$5,000             | 0        | 4            | 7.6           | 30.4                        | 4        | 12           | 7.6           | 91.2                        |
|  | Theft Under \$5,000 [SHOPLIFTING]                  | 1        | 8            | 7.6           | 60.8                        | 2        | 4            | 7.6           | 30.4                        |
|  | Possession of Stolen Goods over \$5,000            | 1        | 2            | 7.6           | 15.2                        | 0        | 0            |               | 0.0                         |



## Calls For Service (CFS) Billing Summary Report

**St. Marys  
July - 2018**

| Billing Categories<br><i>(Billing categories below do not match traditional crime groupings)</i> |   | 2018      |              |               |                             | 2017      |              |               |                             |
|--|---|-----------|--------------|---------------|-----------------------------|-----------|--------------|---------------|-----------------------------|
|  |   | July      | Year to Date | Time Standard | Year To Date Weighted Hours | July      | Year to Date | Time Standard | Year To Date Weighted Hours |
| Property Crime Violations  | Possession of Stolen Goods under \$5,000            | 1         | 2            | 7.6           | 15.2                        | 1         | 1            | 7.6           | 7.6                         |
|  | Fraud - False Pretence <= \$5,000                   | 0         | 1            | 7.6           | 7.6                         | 0         | 1            | 7.6           | 7.6                         |
|  | Fraud - Fraud through mails                         | 0         | 1            | 7.6           | 7.6                         | 0         | 0            |               | 0.0                         |
|  | Fraud -Money/property/ security <= \$5,000          | 0         | 6            | 7.6           | 45.6                        | 0         | 4            | 7.6           | 30.4                        |
|  | Fraud - Other                                       | 1         | 4            | 7.6           | 30.4                        | 0         | 4            | 7.6           | 30.4                        |
|  | Identity Fraud                                      | 0         | 0            |               | 0.0                         | 0         | 1            | 7.6           | 7.6                         |
|  | Mischief - master code                              | 4         | 15           | 7.6           | 114.0                       | 4         | 22           | 7.6           | 167.2                       |
|  | Mischief [Graffiti - Non Gang Related]              | 0         | 2            | 7.6           | 15.2                        | 2         | 3            | 7.6           | 22.8                        |
|  | Interfere with lawful use, enjoyment of property    | 0         | 1            | 7.6           | 7.6                         | 0         | 0            |               | 0.0                         |
|  | Property Damage                                     | 1         | 2            | 7.6           | 15.2                        | 0         | 2            | 7.6           | 15.2                        |
|  | <b>Total</b>  | <b>21</b> | <b>84</b>    | <b>7.6</b>    | <b>638.4</b>                | <b>24</b> | <b>105</b>   | <b>7.6</b>    | <b>798.0</b>                |
| Other Criminal Code Violations<br>(Excluding traffic)  | Offensive Weapons-Possession of Weapons             | 0         | 1            | 7.6           | 7.6                         | 0         | 0            |               | 0.0                         |
|  | Offensive Weapons-Other Weapons Offences            | 0         | 1            | 7.6           | 7.6                         | 0         | 0            |               | 0.0                         |
|  | Bail Violations - Fail To Comply                    | 0         | 5            | 7.6           | 38.0                        | 0         | 3            | 7.6           | 22.8                        |
|  | Bail Violations - Others                            | 0         | 2            | 7.6           | 15.2                        | 0         | 1            | 7.6           | 7.6                         |
|  | Possession Of Counterfeit Money                     | 0         | 2            | 7.6           | 15.2                        | 0         | 3            | 7.6           | 22.8                        |
|  | Counterfeit Money - Others                          | 0         | 1            | 7.6           | 7.6                         | 0         | 5            | 7.6           | 38.0                        |
|  | Disturb the Peace                                   | 0         | 2            | 7.6           | 15.2                        | 0         | 0            |               | 0.0                         |
|  | Public Morals                                       | 0         | 0            |               | 0.0                         | 0         | 1            | 7.6           | 7.6                         |
|  | Trespass at Night                                   | 1         | 1            | 7.6           | 7.6                         | 1         | 2            | 7.6           | 15.2                        |
|  | Breach of Probation                                 | 2         | 4            | 7.6           | 30.4                        | 0         | 8            | 7.6           | 60.8                        |
|  | Breach of Probation -In relation to children        | 0         | 0            |               | 0.0                         | 1         | 1            | 7.6           | 7.6                         |
|  | Utter Threats to Property / Animals                 | 1         | 1            | 7.6           | 7.6                         | 0         | 0            |               | 0.0                         |
|  | Public mischief - mislead peace officer             | 0         | 1            | 7.6           | 7.6                         | 0         | 0            |               | 0.0                         |
|  | Utter Threats to damage property                    | 0         | 0            |               | 0.0                         | 1         | 1            | 7.6           | 7.6                         |
|  | <b>Total</b>  | <b>4</b>  | <b>21</b>    | <b>7.6</b>    | <b>159.6</b>                | <b>3</b>  | <b>25</b>    | <b>7.6</b>    | <b>190.0</b>                |
| Drug Possession  | Possession Other Controlled Drugs and Substance Act | 0         | 1            | 6.2           | 6.2                         | 0         | 1            | 6.2           | 6.2                         |
|  | Possession Cannabis                                 | 0         | 1            | 6.2           | 6.2                         | 0         | 1            | 6.2           | 6.2                         |
|  | Drug related occurrence                             | 0         | 3            | 6.2           | 18.6                        | 0         | 2            | 6.2           | 12.4                        |
|  | <b>Total</b>  | <b>0</b>  | <b>5</b>     | <b>6.2</b>    | <b>31.0</b>                 | <b>0</b>  | <b>4</b>     | <b>6.2</b>    | <b>24.8</b>                 |



## Calls For Service (CFS) Billing Summary Report

**St. Marys  
July - 2018**

| Billing Categories<br><i>(Billing categories below do not match traditional crime groupings)</i> |  | 2018     |              |               |                             | 2017      |              |               |                             |
|--|--|----------|--------------|---------------|-----------------------------|-----------|--------------|---------------|-----------------------------|
|  |  | July     | Year to Date | Time Standard | Year To Date Weighted Hours | July      | Year to Date | Time Standard | Year To Date Weighted Hours |
| Drugs  | Trafficking Other Controlled Drugs and Substance Act | 0        | 0            |               | 0.0                         | 0         | 1            | 33.9          | 33.9                        |
|  | <b>Total</b>   | <b>0</b> | <b>0</b>     |               | <b>0.0</b>                  | <b>0</b>  | <b>1</b>     | <b>33.9</b>   | <b>33.9</b>                 |
| Statutes & Acts  | Landlord/Tenant                                      | 0        | 3            | 3.1           | 9.3                         | 2         | 7            | 3.1           | 21.7                        |
|  | Mental Health Act                                    | 0        | 12           | 3.1           | 37.2                        | 6         | 25           | 3.1           | 77.5                        |
|  | Mental Health Act - Attempt Suicide                  | 0        | 2            | 3.1           | 6.2                         | 0         | 3            | 3.1           | 9.3                         |
|  | Mental Health Act û Threat of Suicide                | 1        | 16           | 3.1           | 49.6                        | 1         | 8            | 3.1           | 24.8                        |
|  | Mental Health Act - Voluntary Transport              | 0        | 3            | 3.1           | 9.3                         | 2         | 4            | 3.1           | 12.4                        |
|  | Mental Health Act - Placed on Form                   | 0        | 1            | 3.1           | 3.1                         | 0         | 3            | 3.1           | 9.3                         |
|  | Custody Dispute                                      | 0        | 0            |               | 0.0                         | 0         | 1            | 3.1           | 3.1                         |
|  | Trespass To Property Act                             | 4        | 12           | 3.1           | 37.2                        | 0         | 7            | 3.1           | 21.7                        |
|  | <b>Total</b>   | <b>5</b> | <b>49</b>    | <b>3.1</b>    | <b>151.9</b>                | <b>11</b> | <b>58</b>    | <b>3.1</b>    | <b>179.8</b>                |
| Operational  | Animal - Left in Vehicle                             | 0        | 2            | 3.4           | 6.8                         | 2         | 2            | 3.4           | 6.8                         |
|  | Animal Stray   | 1        | 2            | 3.4           | 6.8                         | 0         | 1            | 3.4           | 3.4                         |
|  | Animal Injured                                       | 0        | 0            |               | 0.0                         | 0         | 3            | 3.4           | 10.2                        |
|  | Animal - Other                                       | 0        | 3            | 3.4           | 10.2                        | 1         | 11           | 3.4           | 37.4                        |
|  | Alarm -Master code                                   | 1        | 1            | 3.4           | 3.4                         | 0         | 0            |               | 0.0                         |
|  | Alarm -Others  | 1        | 2            | 3.4           | 6.8                         | 0         | 1            | 3.4           | 3.4                         |
|  | Domestic Disturbance                                 | 6        | 28           | 3.4           | 95.2                        | 3         | 25           | 3.4           | 85.0                        |
|  | Suspicious Person                                    | 5        | 41           | 3.4           | 139.4                       | 8         | 47           | 3.4           | 159.8                       |
|  | Phone -Nuisance - No Charges Laid                    | 1        | 3            | 3.4           | 10.2                        | 0         | 4            | 3.4           | 13.6                        |
|  | Phone -Other - No Charges Laid                       | 0        | 1            | 3.4           | 3.4                         | 0         | 1            | 3.4           | 3.4                         |
|  | False Fire Alarm - Building                          | 0        | 0            |               | 0.0                         | 1         | 1            | 3.4           | 3.4                         |
|  | Fire - Building                                      | 0        | 1            | 3.4           | 3.4                         | 0         | 0            |               | 0.0                         |
|  | Insecure Condition - Building                        | 0        | 4            | 3.4           | 13.6                        | 1         | 3            | 3.4           | 10.2                        |
|  | Missing Person under 12                              | 0        | 1            | 3.4           | 3.4                         | 0         | 0            |               | 0.0                         |
|  | Missing Person 12 & older                            | 0        | 8            | 3.4           | 27.2                        | 2         | 4            | 3.4           | 13.6                        |
|  | Missing Person Located Under 12                      | 0        | 0            |               | 0.0                         | 0         | 1            | 3.4           | 3.4                         |
|  | Missing Person Located 12 & older                    | 1        | 4            | 3.4           | 13.6                        | 0         | 2            | 3.4           | 6.8                         |
|  | Noise Complaint -Master code                         | 0        | 1            | 3.4           | 3.4                         | 0         | 0            |               | 0.0                         |
|  | Noise Complaint - Vehicle                            | 0        | 0            |               | 0.0                         | 1         | 2            | 3.4           | 6.8                         |
|  | Noise Complaint - Residence                          | 1        | 8            | 3.4           | 27.2                        | 1         | 17           | 3.4           | 57.8                        |
|  | Noise Complaint - Business                           | 1        | 7            | 3.4           | 23.8                        | 0         | 3            | 3.4           | 10.2                        |
|  | Noise Complaint - Others                             | 0        | 2            | 3.4           | 6.8                         | 1         | 3            | 3.4           | 10.2                        |



## Calls For Service (CFS) Billing Summary Report

**St. Marys  
July - 2018**

| Billing Categories<br><i>(Billing categories below do not match traditional crime groupings)</i> |                                       | 2018      |              |               |                             | 2017      |              |               |                             |
|--|---------------------------------------|-----------|--------------|---------------|-----------------------------|-----------|--------------|---------------|-----------------------------|
|  |                                       | July      | Year to Date | Time Standard | Year To Date Weighted Hours | July      | Year to Date | Time Standard | Year To Date Weighted Hours |
| Operational  | Accident - non-MVC - Industrial       | 0         | 1            | 3.4           | 3.4                         | 0         | 0            |               | 0.0                         |
|  | Found Property -Master code           | 0         | 0            |               | 0.0                         | 0         | 1            | 3.4           | 3.4                         |
|  | Found - License Plate                 | 0         | 0            |               | 0.0                         | 0         | 1            | 3.4           | 3.4                         |
|  | Found - Computer, parts & accessories | 0         | 0            |               | 0.0                         | 1         | 2            | 3.4           | 6.8                         |
|  | Found-Personal Accessories            | 1         | 6            | 3.4           | 20.4                        | 1         | 6            | 3.4           | 20.4                        |
|  | Found-Household Property              | 0         | 0            |               | 0.0                         | 0         | 3            | 3.4           | 10.2                        |
|  | Found-Sporting Goods, Hobby Equip.    | 0         | 0            |               | 0.0                         | 0         | 1            | 3.4           | 3.4                         |
|  | Found-Bicycles                        | 2         | 4            | 3.4           | 13.6                        | 1         | 7            | 3.4           | 23.8                        |
|  | Found-Others                          | 0         | 0            |               | 0.0                         | 0         | 3            | 3.4           | 10.2                        |
|  | Lost License Plate                    | 0         | 0            |               | 0.0                         | 1         | 1            | 3.4           | 3.4                         |
|  | Lost-Personal Accessories             | 0         | 1            | 3.4           | 3.4                         | 1         | 4            | 3.4           | 13.6                        |
|  | Lost-Household Property               | 0         | 1            | 3.4           | 3.4                         | 0         | 0            |               | 0.0                         |
|  | Lost-Others                           | 0         | 3            | 3.4           | 10.2                        | 1         | 2            | 3.4           | 6.8                         |
|  | Sudden Death - Natural Causes         | 0         | 5            | 3.4           | 17.0                        | 1         | 4            | 3.4           | 13.6                        |
|  | Suspicious Vehicle                    | 3         | 14           | 3.4           | 47.6                        | 2         | 29           | 3.4           | 98.6                        |
|  | Trouble with Youth                    | 4         | 28           | 3.4           | 95.2                        | 2         | 23           | 3.4           | 78.2                        |
|  | Medical Assistance -Other             | 0         | 1            | 3.4           | 3.4                         | 0         | 2            | 3.4           | 6.8                         |
|  | Vehicle Recovered - Automobile        | 0         | 0            |               | 0.0                         | 0         | 1            | 3.4           | 3.4                         |
|  | Vehicle Recovered - Trucks            | 0         | 1            | 3.4           | 3.4                         | 0         | 1            | 3.4           | 3.4                         |
|  | Unwanted Persons                      | 3         | 13           | 3.4           | 44.2                        | 2         | 8            | 3.4           | 27.2                        |
|  | Neighbour Dispute                     | 4         | 15           | 3.4           | 51.0                        | 7         | 23           | 3.4           | 78.2                        |
|  | Noise By-Law                          | 0         | 3            | 3.4           | 10.2                        | 1         | 2            | 3.4           | 6.8                         |
|  | Dogs By-Law                           | 0         | 0            |               | 0.0                         | 0         | 1            | 3.4           | 3.4                         |
|  | Other Municipal By-Laws               | 1         | 14           | 3.4           | 47.6                        | 1         | 8            | 3.4           | 27.2                        |
|  | Traffic By-Law                        | 0         | 7            | 3.4           | 23.8                        | 2         | 7            | 3.4           | 23.8                        |
|  | Assist Fire Department                | 0         | 0            |               | 0.0                         | 1         | 2            | 3.4           | 6.8                         |
|  | Assist Public                         | 14        | 113          | 3.4           | 384.2                       | 20        | 97           | 3.4           | 329.8                       |
|  | Family Dispute                        | 3         | 23           | 3.4           | 78.2                        | 11        | 35           | 3.4           | 119.0                       |
|  | <b>Total</b>                          | <b>53</b> | <b>372</b>   | <b>3.4</b>    | <b>1,264.8</b>              | <b>77</b> | <b>405</b>   | <b>3.4</b>    | <b>1,377.0</b>              |
| Operational2   | False Alarm-Accidental Trip           | 2         | 14           | 1.2           | 16.8                        | 1         | 9            | 1.2           | 10.8                        |
|  | False Alarm-Malfunction               | 2         | 17           | 1.2           | 20.4                        | 2         | 18           | 1.2           | 21.6                        |
|  | False Holdup Alarm-Accidental Trip    | 0         | 1            | 1.2           | 1.2                         | 0         | 3            | 1.2           | 3.6                         |
|  | False Alarm -Others                   | 2         | 8            | 1.2           | 9.6                         | 0         | 6            | 1.2           | 7.2                         |
|  | False Alarm -Cancelled                | 0         | 19           | 1.2           | 22.8                        | 5         | 14           | 1.2           | 16.8                        |
|  | Keep the Peace                        | 2         | 7            | 1.2           | 8.4                         | 4         | 8            | 1.2           | 9.6                         |



## Calls For Service (CFS) Billing Summary Report

**St. Marys**  
**July - 2018**

| Billing Categories<br>(Billing categories below do not match traditional crime groupings) |   | 2018       |              |               |                             | 2017       |              |               |                             |
|---|---|------------|--------------|---------------|-----------------------------|------------|--------------|---------------|-----------------------------|
|   |   | July       | Year to Date | Time Standard | Year To Date Weighted Hours | July       | Year to Date | Time Standard | Year To Date Weighted Hours |
| Operational2  | 911 call / 911 hang up                                      | 4          | 52           | 1.2           | 62.4                        | 6          | 41           | 1.2           | 49.2                        |
|   | 911 hang up - Pocket Dial                                   | 1          | 10           | 1.2           | 12.0                        | 0          | 3            | 1.2           | 3.6                         |
|   | 911 call - Dropped Cell                                     | 3          | 10           | 1.2           | 12.0                        | 0          | 2            | 1.2           | 2.4                         |
|   | <b>Total</b>  | <b>16</b>  | <b>138</b>   | <b>1.2</b>    | <b>165.6</b>                | <b>18</b>  | <b>104</b>   | <b>1.2</b>    | <b>124.8</b>                |
| Traffic   | MVC (MOTOR VEHICLE COLLISION) -Master code                  | 1          | 1            | 3.4           | 3.4                         | 0          | 0            |               | 0.0                         |
|   | MVC - Personal Injury (MOTOR VEHICLE COLLISION)             | 1          | 1            | 3.4           | 3.4                         | 0          | 0            |               | 0.0                         |
|   | MVC - Prop. Dam. Non Reportable                             | 4          | 17           | 3.4           | 57.8                        | 2          | 10           | 3.4           | 34.0                        |
|   | MVC - Prop. Dam. Reportable (MOTOR VEHICLE COLLISION)       | 2          | 16           | 3.4           | 54.4                        | 1          | 6            | 3.4           | 20.4                        |
|   | MVC - Prop. Dam. Failed to Remain (MOTOR VEHICLE COLLISION) | 0          | 3            | 3.4           | 10.2                        | 0          | 4            | 3.4           | 13.6                        |
|   | MVC - Others (MOTOR VEHICLE COLLISION)                      | 0          | 1            | 3.4           | 3.4                         | 0          | 0            |               | 0.0                         |
|   | <b>Total</b>  | <b>8</b>   | <b>39</b>    | <b>3.4</b>    | <b>132.6</b>                | <b>3</b>   | <b>20</b>    | <b>3.4</b>    | <b>68.0</b>                 |
| <b>Total</b>  |   | <b>111</b> | <b>752</b>   |               | <b>3,208.3</b>              | <b>144</b> | <b>743</b>   |               | <b>3,113.4</b>              |

### **Note to Detachment Commanders:**

- The content of each report is to be shared by the Detachment Commander only with the municipality for which it was generated. The municipality may treat this as a public document and distribute it as they wish.
- All data is sourced from the Niche RMS application. Included are 'reported' occurrences (actuals and unfounded occurrences) for 'billable' occurrences ONLY. Data is refreshed on a weekly basis.
- The Traffic category includes motor vehicle collision (MVC) occurrences entered into Niche (UCR code 8521). MVCs are NOT sourced from the eCRS application for this report.
- Only the primary violation is counted within an occurrence.
- Time standards displayed are for the 2017 billing period.

### **Note to Municipalities:**

- Data contained within this report is dynamic in nature and numbers will change over time as the Ontario Provincial Police continues to investigate and solve crime.
- This report is NOT to be used for crime trend analysis as not all occurrences are included.
- Data groupings within this report do not match traditional crime groupings seen in other public reports such as the OPP Police Services Board reports or Statistics Canada reporting.



# Perth County



## St. Marys Community Policing Advisory Committee Report



August 2018



# Perth County OPP Community Safety and Engagement Report

## St. Marys 2018/August

### Calls for Service

|           |           |           |
|-----------|-----------|-----------|
| 2018: 163 | 2017: 201 | 2016: 173 |
|-----------|-----------|-----------|

### Public Complaints

|         |     |
|---------|-----|
| Policy  | Nil |
| Service | Nil |
| Conduct | Nil |

### Secondary Employment

N/A

### DAR - Community Safety / Mobilization Hours

|   |       |
|---|-------|
| Number of Cruiser Patrol Hours:         | 68.75 |
| Number of Foot Patrol Hours:            | 30.75 |
| Number of School Patrol Hours:          | Nil   |
| Number of Specialized Patrol Hours:     | Nil   |
| Number of Focused Patrol Hours:         | Nil   |
| Number of Community Mobilization Hours: | 28.50 |
| Number of RIDE Program Hours:           | Nil   |
| Number of Auxiliary Hours:              | 6.00  |



# Perth County OPP Community Safety and Engagement Report

## St. Marys 2018/August

### Detachment Initiatives

|  |   |
|--|---|
| Number of Targeted Media Releases:       | <p>35 media releases were placed on the Perth County Media Portal, including 2 county-wide and 8 specific to St. Marys. These included:</p> <ul style="list-style-type: none"><li>• Two releases about theft of bicycles</li><li>• A release about the theft of fuel</li><li>• A release about a mischief occurrence</li></ul> <p>Seventeen media interviews were conducted: five on the radio, six on television and six in the newspaper. Three WR Twitter posts were also made.</p> <p>Media releases are put out to in an attempt to educate, create awareness, and emphasize the need for the public's help in solving crimes.</p> |
| Crime and Traffic Campaigns/Initiatives: | <p>There were 8 Collisions in St. Marys in August (8 Property Damage)</p> <p>No one was charged with Impaired Operation by Drug this month.</p> <p>There were no RIDE programs conducted in St. Marys in August.</p> <p>Over the Civic Holiday long weekend, officers in Perth County laid 101 speeding charges, 25 Other HTA charges, 5 Racing charges, 2 seatbelt charges and 4 CAIA charges.</p>   |
| Public Education Campaigns:              | <p>Two media releases were issued this past month pertaining to county-wide information and/or public education campaigns.</p> <p>In partnership with the OPP Recruitment Unit, PC Brown assisted with a virtual ride along social media project from the Perth County detachment. The program is designed to provide online viewers with an opportunity to observe working police officers, while highlighting Perth County as a community of choice for employment. The event was extremely successful and has resulted in an OPP Constable Information Session request for Perth County in October 2018.</p>                         |
| Crime Stoppers:                          | <p>11 Total new OPP tips (Perth County only)</p> <ul style="list-style-type: none"><li>➤ 6 Perth Drugs</li><li>➤ 5 Perth Intelligence</li></ul> <p>One meeting attended and no presentations completed.</p>   |



# Perth County OPP Community Safety and Engagement Report

## St. Marys 2018/August

|   |   |
|---|---|
| Continuous Learning:                            | Block Training – 4 Officers<br>SFST Training – 1 Officer  |
| <b>Community Engagement</b>                     |   |
| School/Youth Officer Hours / Calls for Service: | No report due to summer holidays  |
| Community Mobilization Officer:                 | <p>PC Dekoning continues to work with a number of Community Partners in Perth County that provide assistance to the residents that suffer from mental health and addiction issues.</p> <p>In August, PC Dekoning met with the Canadian Mental Health Association Court Support Worker to discuss some subjects that are before the courts facing criminal charges. Some of these accused persons find themselves charged due to their behaviour or the decisions they made. PC Dekoning provided the Court Support Worker with additional information on these subjects which assists in determining the proper action to be taken moving forward in the court process and disposition.</p> <p>PC Dekoning is also in regular contact with an Ontario Works Caseworker when he deals with homeless people. Often times these subjects have no identification which makes the process to receive financial assistance from the government difficult. One homeless North Perth resident that the PC Dekoning has had numerous contact with due to their situation, has been assisted and will be moving in to an apartment in the near future.</p> <p>There were two mental health calls for service in St. Marys in August, up from one in July.</p> |
| Focused Patrol Initiatives:                     | There were no focused patrols this month.   |
| Community Events:                               | OPP Auxiliary attended the Teddy Bear Reunion on August 19 <sup>th</sup><br>Evan's Touch a Truck is scheduled for September 8 <sup>th</sup>   |
|   |   |

# Perth County OPP Community Safety and Engagement Report

## St. Marys 2018/August

### Noteworthy Occurrences

- Party caught shoplifting a bottle of alcohol from the LCBO. Charged accordingly.
- Party with a sledge hammer uttered threats towards another. Arrested and charged.
- Suspended driver caught with the assistance of the ALPR car.

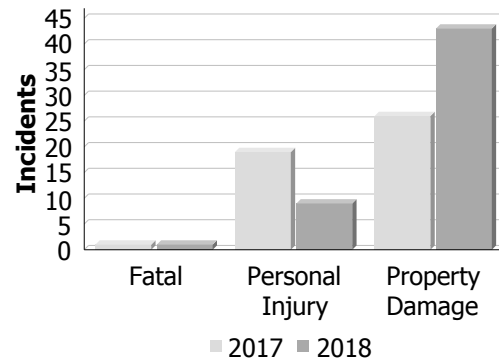
### Looking Forward

|                       |   |
|-----------------------|---|
| Trends:               | <ul style="list-style-type: none"><li>• Over the first eight months of 2018, the number of violent crime incidents in St. Marys stood at 40, up from the five-year average of 24. Thirty of these were assault cases. The number of domestic violence incidents has risen to 37 over the first eight months, up from the average of 23.</li><li>• Over the first eight months of 2018, the number of property crime incidents in St. Marys stood at 109, up from the five-year average of 96.</li><li>• Over the first eight months of 2018, the number of mental health calls for service in St. Marys stood at 36, up from the five-year average of 29.</li></ul> |
| Detachment Pressures: | <ul style="list-style-type: none"><li>• Current vacancies / Block Training / Other Training / Annual Leave</li><li>• Staffing pressures resulting from retirements, transfers, developmental opportunities, parental/maternity leaves, workplace accommodations</li><li>• Increased patrols of school zones along with enforcement and education</li></ul>  |
| Community Pressures:  | <ul style="list-style-type: none"><li>• Increased traffic, both vehicular and foot, with the return of nicer weather</li><li>• Get message out to lock vehicles and other property</li></ul>  |

**Police Services Board Report for St. Marys**  
**Collision Reporting System**  
**August - 2018**

**Motor Vehicle Collisions by Type**

| Incidents       | August    |           |              | Year to Date - August |            |              |
|-----------------|-----------|-----------|--------------|-----------------------|------------|--------------|
|                 | 2017      | 2018      | % Change     | 2017                  | 2018       | % Change     |
| Fatal           | 1         | 1         | 0.0%         | 3                     | 8          | 166.7%       |
| Personal Injury | 19        | 9         | -52.6%       | 86                    | 65         | -24.4%       |
| Property Damage | 26        | 43        | 65.4%        | 274                   | 361        | 31.8%        |
| <b>Total</b>    | <b>46</b> | <b>53</b> | <b>15.2%</b> | <b>363</b>            | <b>434</b> | <b>19.6%</b> |



**Data Utilized**

- SQL online application reporting system – OPP CRS 2.3.09
- Collision Reporting System Business Intelligence Cube

**Detachment:** 6N - PERTH COUNTY

**Location code(s):** 6N00-PERTH COUNTY

**Data source date:**  
2018/09/16

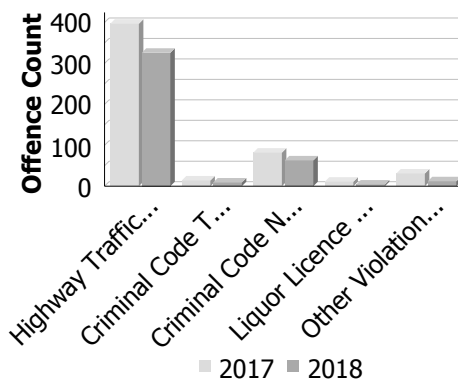
**Report Generated by:**  
McFalls, Shawn

**Report Generated on:**  
17-Sep-18 1:17:26 PM  
PP-CSC-Operational Planning-4300  
Page 27 of 42

**Police Services Board Report for St. Marys**  
**Integrated Court Offence Network**  
**August - 2018**

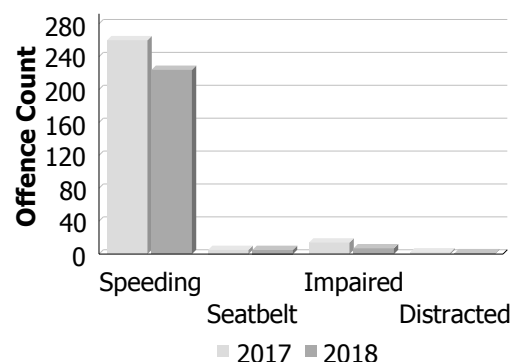
**Criminal Code and Provincial Statute Charges Laid**

| Offence Count             | August     |            |               | Year to Date - August |              |               |
|---------------------------|------------|------------|---------------|-----------------------|--------------|---------------|
|                           | 2017       | 2018       | % Change      | 2017                  | 2018         | % Change      |
| Highway Traffic Act       | 397        | 326        | -17.9%        | 2,845                 | 2,438        | -14.3%        |
| Criminal Code Traffic     | 14         | 9          | -35.7%        | 103                   | 91           | -11.7%        |
| Criminal Code Non-Traffic | 82         | 63         | -23.2%        | 610                   | 510          | -16.4%        |
| Liquor Licence Act        | 11         | 4          | -63.6%        | 97                    | 62           | -36.1%        |
| Other Violations          | 31         | 12         | -61.3%        | 352                   | 182          | -48.3%        |
| <b>All Violations</b>     | <b>535</b> | <b>414</b> | <b>-22.6%</b> | <b>4,007</b>          | <b>3,283</b> | <b>-18.1%</b> |



**Traffic Related Charges**

| Offence Count | August |      |          | Year to Date - August |       |          |
|---------------|--------|------|----------|-----------------------|-------|----------|
|               | 2017   | 2018 | % Change | 2017                  | 2018  | % Change |
| Speeding      | 260    | 224  | -13.8%   | 1,689                 | 1,547 | -8.4%    |
| Seatbelt      | 5      | 5    | 0.0%     | 55                    | 55    | 0.0%     |
| Impaired      | 14     | 7    | -50.0%   | 70                    | 65    | -7.1%    |
| Distracted    | 2      | 1    | -50.0%   | 72                    | 50    | -30.6%   |



Integrated Court Offence Network data is updated on a monthly basis: Data could be as much as a month and a half behind.

**Data Utilized**

- Ministry of Attorney General, Integrated Court Offence Network
- Integrated Court Offence Network Charge Business Intelligence Cube

**Detachment:** 6N - PERTH COUNTY

**Location code(s):** 6N00 - PERTH COUNTY

**Data source date:**  
12-Sep-18 6:43:43 PM

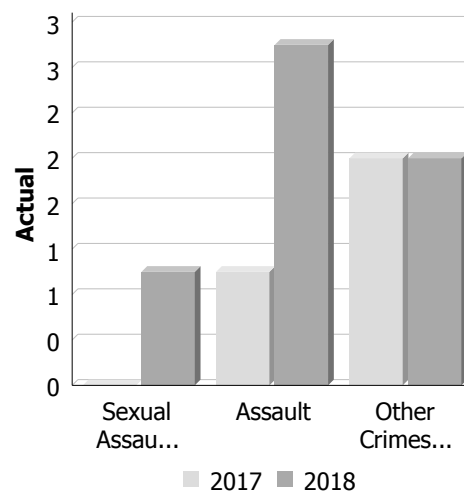
**Report Generated by:**  
McFalls, Shawn

**Report Generated on:**  
17-Sep-18 1:14:27 PM  
PP-CSC-Operational Planning-4300  
Page 28 of 42

**Police Services Board Report for St. Marys**  
**Records Management System**  
**August - 2018**

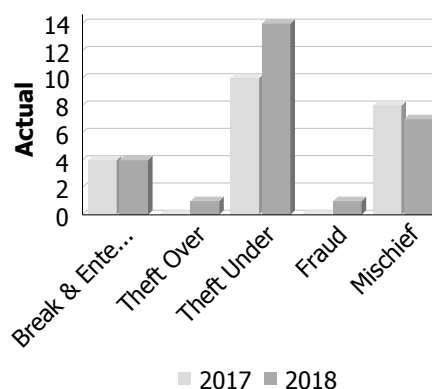
**Violent Crime**

| Actual                        | August   |          |               | Year to Date - August |           |               |
|-------------------------------|----------|----------|---------------|-----------------------|-----------|---------------|
|                               | 2017     | 2018     | % Change      | 2017                  | 2018      | % Change      |
| Murder                        | 0        | 0        | --            | 0                     | 0         | --            |
| Other Offences Causing Death  | 0        | 0        | --            | 0                     | 0         | --            |
| Attempted Murder              | 0        | 0        | --            | 0                     | 0         | --            |
| Sexual Assault                | 0        | 1        | --            | 1                     | 4         | 300.0%        |
| Assault                       | 1        | 3        | 200.0%        | 10                    | 30        | 200.0%        |
| Abduction                     | 0        | 0        | --            | 0                     | 0         | --            |
| Robbery                       | 0        | 0        | --            | 0                     | 0         | --            |
| Other Crimes Against a Person | 2        | 2        | 0.0%          | 6                     | 7         | 16.7%         |
| <b>Total</b>                  | <b>3</b> | <b>6</b> | <b>100.0%</b> | <b>17</b>             | <b>41</b> | <b>141.2%</b> |



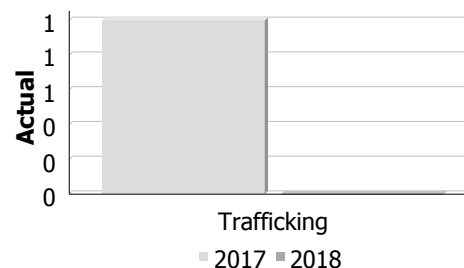
**Property Crime**

| Actual            | August    |           |              | Year to Date - August |            |             |
|-------------------|-----------|-----------|--------------|-----------------------|------------|-------------|
|                   | 2017      | 2018      | % Change     | 2017                  | 2018       | % Change    |
| Arson             | 0         | 0         | --           | 1                     | 0          | -100.0%     |
| Break & Enter     | 4         | 4         | 0.0%         | 16                    | 12         | -25.0%      |
| Theft Over        | 0         | 1         | --           | 10                    | 8          | -20.0%      |
| Theft Under       | 10        | 14        | 40.0%        | 45                    | 48         | 6.7%        |
| Have Stolen Goods | 0         | 0         | --           | 1                     | 4          | 300.0%      |
| Fraud             | 0         | 1         | --           | 7                     | 12         | 71.4%       |
| Mischief          | 8         | 7         | -12.5%       | 28                    | 26         | -7.1%       |
| <b>Total</b>      | <b>22</b> | <b>27</b> | <b>22.7%</b> | <b>108</b>            | <b>110</b> | <b>1.9%</b> |



**Drug Crime**

| Actual                     | August   |          |                | Year to Date - August |          |               |
|----------------------------|----------|----------|----------------|-----------------------|----------|---------------|
|                            | 2017     | 2018     | % Change       | 2017                  | 2018     | % Change      |
| Possession                 | 0        | 0        | --             | 1                     | 2        | 100.0%        |
| Trafficking                | 1        | 0        | -100.0%        | 2                     | 0        | -100.0%       |
| Importation and Production | 0        | 0        | --             | 0                     | 0        | --            |
| <b>Total</b>               | <b>1</b> | <b>0</b> | <b>-100.0%</b> | <b>3</b>              | <b>2</b> | <b>-33.3%</b> |



**Clearance Rate**

**Detachment:** 6N - PERTH COUNTY

**Location code(s):** 6N00 - PERTH COUNTY

**Area code(s):** 6224 - St. Marys, 6296 - DVCI (St Marys District Collegiate and Vocational Institute)

**Data source date:**

2018/09/15

**Report Generated by:**

McFalls, Shawn

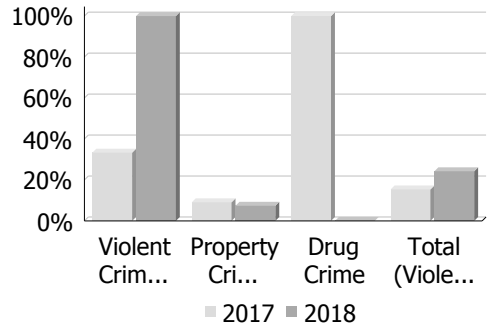
**Report Generated on:**

17-Sep-18 1:18:18 PM

PP-CSC-Operational Planning-4300

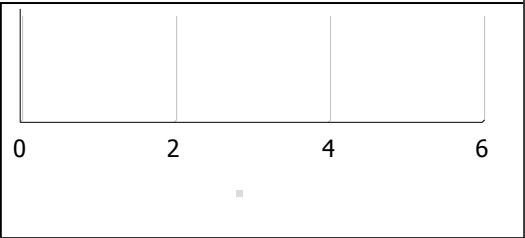
**Police Services Board Report for St. Marys**  
**Records Management System**  
**August - 2018**

| Clearance Rate                              | August       |              |             | Year to Date - August |              |              |
|---|--------------|--------------|-------------|-----------------------|--------------|--------------|
|   | 2017         | 2018         | Difference  | 2017                  | 2018         | Difference   |
| Violent Crime                               | 33.3%        | 100.0%       | 66.7%       | 76.5%                 | 90.2%        | 13.8%        |
| Property Crime                              | 9.1%         | 7.4%         | -1.7%       | 11.1%                 | 18.2%        | 7.1%         |
| Drug Crime                                  | 100.0%       | --           | --          | 66.7%                 | 50.0%        | -16.7%       |
| <b>Total (Violent, Property &amp; Drug)</b> | <b>15.4%</b> | <b>24.2%</b> | <b>8.9%</b> | <b>22.3%</b>          | <b>38.7%</b> | <b>16.4%</b> |



**Criminal Record and Vulnerable Sector Screening Checks**

| Actual                             | August |      |          | Year to Date - August |      |          |
|------------------------------------|--------|------|----------|-----------------------|------|----------|
|                                    | 2017   | 2018 | % Change | 2017                  | 2018 | % Change |
| Criminal Record Checks             | 0      | 0    | --       | 0                     | 0    | --       |
| Vulnerable Sector Screening Checks | 0      | 0    | --       | 1                     | 0    | -100.0%  |



Data contained within this report is dynamic in nature and numbers will change over time as the Ontario Provincial Police continue to investigate and solve crime.

**Data Utilized**

- Major Crimes
- Niche RMS All Offence Level Business Intelligence Cube

**Detachment:** 6N - PERTH COUNTY

**Location code(s):** 6N00 - PERTH COUNTY

**Area code(s):** 6224 - St. Marys, 6296 - DVCI (St Marys District Collegiate and Vocational Institute)

**Data source date:**

2018/09/15

**Report Generated by:**

McFalls, Shawn

**Report Generated on:**

17-Sep-18 1:18:18 PM

PP-CSC-Operational Planning-4300

# STATEMENT OF FEES COLLECTED RECOVERABLE EXPENSES

Perth County Detachment

St Marys

| Month of: August 2018      |           |                                      |           |
|----------------------------|-----------|--------------------------------------|-----------|
| Service                    | Receipted | Cash                                 | Sub-Total |
| Record Checks - Employment | 33        | \$825.00                             | \$825.00  |
| Fingerprints               |           |                                      |           |
| Insurance Requests         | Not Done  | All added as<br>SEB on cash<br>sheet |           |
| Occurrence Reports         |           |                                      |           |
| RCMP                       |           |                                      |           |
| Totals                     |           |                                      | \$700.00  |

| Year to Date (includes current month) |           |           |              |
|---------------------------------------|-----------|-----------|--------------|
| Service                               | Receipted | Cash      | Year to Date |
| Record Checks - Employment            | 163       | \$4075.00 | \$4075.00    |
| Fingerprints                          |           |           |              |
| Insurance Requests                    |           |           |              |
| Occurrence Reports                    |           |           |              |
| RCMP                                  |           |           |              |
| Totals                                |           |           | \$4075.00    |



## Calls For Service (CFS) Billing Summary Report

**St. Marys  
August - 2018**

| Billing Categories<br>(Billing categories below do not match traditional crime groupings) |  | 2018     |              |               |                             | 2017     |              |               |                             |
|---|--|----------|--------------|---------------|-----------------------------|----------|--------------|---------------|-----------------------------|
|   |  | August   | Year to Date | Time Standard | Year To Date Weighted Hours | August   | Year to Date | Time Standard | Year To Date Weighted Hours |
| Violent Criminal Code   | Sexual Assault   | 1        | 2            | 15.1          | 30.2                        | 0        | 1            | 15.1          | 15.1                        |
|   | Sexual Interference  | 0        | 2            | 15.1          | 30.2                        | 0        | 0            |               | 0.0                         |
|   | Non-Consensual Distribution of Intimate Images             | 0        | 1            | 15.1          | 15.1                        | 0        | 0            |               | 0.0                         |
|   | Aggravated Assault-Level 3                                 | 0        | 1            | 15.1          | 15.1                        | 0        | 0            |               | 0.0                         |
|   | Assault With Weapon or Causing Bodily Harm-Level 2         | 0        | 2            | 15.1          | 30.2                        | 0        | 2            | 15.1          | 30.2                        |
|   | Assault-Level 1  | 3        | 28           | 15.1          | 422.8                       | 2        | 10           | 15.1          | 151.0                       |
|   | Pointing a Firearm   | 0        | 1            | 15.1          | 15.1                        | 0        | 1            | 15.1          | 15.1                        |
|   | Criminal Harassment  | 0        | 3            | 15.1          | 45.3                        | 1        | 8            | 15.1          | 120.8                       |
|   | Indecent/Harassing Communications                          | 0        | 0            |               | 0.0                         | 1        | 2            | 15.1          | 30.2                        |
|   | Utter Threats -Master code                                 | 1        | 3            | 15.1          | 45.3                        | 0        | 0            |               | 0.0                         |
|   | Utter Threats to Person                                    | 1        | 7            | 15.1          | 105.7                       | 1        | 2            | 15.1          | 30.2                        |
|   | Utter Threats to Person - Government Employee (non-police) | 1        | 1            | 15.1          | 15.1                        | 0        | 0            |               | 0.0                         |
|   | Other Criminal Code * against public order                 | 0        | 0            |               | 0.0                         | 1        | 1            | 15.1          | 15.1                        |
|   | <b>Total</b>   | <b>7</b> | <b>51</b>    | <b>15.1</b>   | <b>770.1</b>                | <b>6</b> | <b>27</b>    | <b>15.1</b>   | <b>407.7</b>                |
| Property Crime Violations   | Arson - Building   | 0        | 0            |               | 0.0                         | 0        | 1            | 7.6           | 7.6                         |
|   | Break & Enter  | 4        | 12           | 7.6           | 91.2                        | 4        | 17           | 7.6           | 129.2                       |
|   | Unlawful in a dwelling house                               | 0        | 0            |               | 0.0                         | 0        | 1            | 7.6           | 7.6                         |
|   | Theft Over - Construction Site                             | 1        | 1            | 7.6           | 7.6                         | 0        | 0            |               | 0.0                         |
|   | Theft Over - Other Theft                                   | 1        | 1            | 7.6           | 7.6                         | 0        | 1            | 7.6           | 7.6                         |
|   | Theft of - Mail  | 0        | 1            | 7.6           | 7.6                         | 0        | 0            |               | 0.0                         |
|   | Theft of Motor Vehicle                                     | 0        | 5            | 7.6           | 38.0                        | 0        | 3            | 7.6           | 22.8                        |
|   | Theft of - Automobile                                      | 0        | 1            | 7.6           | 7.6                         | 0        | 4            | 7.6           | 30.4                        |
|   | Theft of - Trucks  | 0        | 0            |               | 0.0                         | 0        | 4            | 7.6           | 30.4                        |
|   | Theft of - Motorcycles                                     | 0        | 0            |               | 0.0                         | 0        | 1            | 7.6           | 7.6                         |
|   | Theft of - All Terrain Vehicles                            | 0        | 0            |               | 0.0                         | 0        | 1            | 7.6           | 7.6                         |
|   | Theft Under -master code                                   | 0        | 1            | 7.6           | 7.6                         | 0        | 2            | 7.6           | 15.2                        |
|   | Theft Under - Construction Site                            | 0        | 1            | 7.6           | 7.6                         | 0        | 0            |               | 0.0                         |
|   | Theft under - Bicycles                                     | 3        | 9            | 7.6           | 68.4                        | 3        | 8            | 7.6           | 60.8                        |
|   | Theft under - Building                                     | 1        | 1            | 7.6           | 7.6                         | 0        | 0            |               | 0.0                         |
|   | Theft under - Persons                                      | 2        | 2            | 7.6           | 15.2                        | 1        | 2            | 7.6           | 15.2                        |
|   | Theft under - Trailers                                     | 0        | 0            |               | 0.0                         | 0        | 1            | 7.6           | 7.6                         |





## Calls For Service (CFS) Billing Summary Report

### St. Marys August - 2018

| Billing Categories<br>(Billing categories below do not match traditional crime groupings) |  | 2018      |              |               |                             | 2017      |              |               |                             |
|---|--|-----------|--------------|---------------|-----------------------------|-----------|--------------|---------------|-----------------------------|
|   |  | August    | Year to Date | Time Standard | Year To Date Weighted Hours | August    | Year to Date | Time Standard | Year To Date Weighted Hours |
| Property Crime Violations   | Theft under - Other Theft                        | 1         | 14           | 7.6           | 106.4                       | 2         | 10           | 7.6           | 76.0                        |
|   | Theft under - Boat (Vessel)                      | 0         | 0            |               | 0.0                         | 0         | 2            | 7.6           | 15.2                        |
|   | Theft Under - Gasoline Drive-off                 | 1         | 3            | 7.6           | 22.8                        | 1         | 4            | 7.6           | 30.4                        |
|   | Theft FROM Motor Vehicle Under \$5,000           | 5         | 9            | 7.6           | 68.4                        | 1         | 13           | 7.6           | 98.8                        |
|   | Theft Under \$5,000 [SHOPLIFTING]                | 1         | 9            | 7.6           | 68.4                        | 1         | 5            | 7.6           | 38.0                        |
|   | Possession of Stolen Goods over \$5,000          | 0         | 2            | 7.6           | 15.2                        | 0         | 0            |               | 0.0                         |
|   | Possession of Stolen Goods under \$5,000         | 0         | 2            | 7.6           | 15.2                        | 0         | 1            | 7.6           | 7.6                         |
|   | Fraud - False Pretence < = \$5,000               | 0         | 1            | 7.6           | 7.6                         | 0         | 1            | 7.6           | 7.6                         |
|   | Fraud - Fraud through mails                      | 0         | 1            | 7.6           | 7.6                         | 0         | 0            |               | 0.0                         |
|   | Fraud -Money/property/ security <= \$5,000       | 0         | 6            | 7.6           | 45.6                        | 0         | 4            | 7.6           | 30.4                        |
|   | Fraud - Other                                    | 1         | 5            | 7.6           | 38.0                        | 1         | 5            | 7.6           | 38.0                        |
|   | Identity Fraud                                   | 0         | 0            |               | 0.0                         | 0         | 1            | 7.6           | 7.6                         |
|   | Mischief - master code                           | 8         | 24           | 7.6           | 182.4                       | 9         | 31           | 7.6           | 235.6                       |
|   | Mischief [Graffiti - Non Gang Related]           | 0         | 2            | 7.6           | 15.2                        | 0         | 3            | 7.6           | 22.8                        |
|   | Interfere with lawful use, enjoyment of property | 0         | 1            | 7.6           | 7.6                         | 0         | 0            |               | 0.0                         |
|   | Property Damage                                  | 1         | 3            | 7.6           | 22.8                        | 1         | 3            | 7.6           | 22.8                        |
|   | <b>Total</b>                                     | <b>30</b> | <b>117</b>   | <b>7.6</b>    | <b>889.2</b>                | <b>24</b> | <b>129</b>   | <b>7.6</b>    | <b>980.4</b>                |
| Other Criminal Code Violations (Excluding traffic)  | Offensive Weapons-Possession of Weapons          | 0         | 1            | 7.6           | 7.6                         | 0         | 0            |               | 0.0                         |
|   | Offensive Weapons-Other Weapons Offences         | 0         | 1            | 7.6           | 7.6                         | 0         | 0            |               | 0.0                         |
|   | Bail Violations - Fail To Comply                 | 0         | 5            | 7.6           | 38.0                        | 0         | 3            | 7.6           | 22.8                        |
|   | Bail Violations - Others                         | 0         | 2            | 7.6           | 15.2                        | 0         | 1            | 7.6           | 7.6                         |
|   | Bail Violations - Recognizance                   | 0         | 0            |               | 0.0                         | 1         | 1            | 7.6           | 7.6                         |
|   | Possession Of Counterfeit Money                  | 0         | 2            | 7.6           | 15.2                        | 0         | 3            | 7.6           | 22.8                        |
|   | Counterfeit Money - Others                       | 0         | 1            | 7.6           | 7.6                         | 4         | 9            | 7.6           | 68.4                        |
|   | Disturb the Peace                                | 1         | 3            | 7.6           | 22.8                        | 2         | 2            | 7.6           | 15.2                        |
|   | Public Morals                                    | 0         | 0            |               | 0.0                         | 1         | 2            | 7.6           | 15.2                        |
|   | Trespass at Night                                | 0         | 1            | 7.6           | 7.6                         | 0         | 2            | 7.6           | 15.2                        |
|   | Breach of Probation                              | 2         | 6            | 7.6           | 45.6                        | 0         | 8            | 7.6           | 60.8                        |



## Calls For Service (CFS) Billing Summary Report

**St. Marys  
August - 2018**

| Billing Categories<br><i>(Billing categories below do not match traditional crime groupings)</i> |  | 2018     |              |               |                             | 2017     |              |               |                             |
|--|--|----------|--------------|---------------|-----------------------------|----------|--------------|---------------|-----------------------------|
|  |  | August   | Year to Date | Time Standard | Year To Date Weighted Hours | August   | Year to Date | Time Standard | Year To Date Weighted Hours |
| Other Criminal Code Violations<br>(Excluding traffic)  | Breach of Probation -In relation to children         | 0        | 0            |               | 0.0                         | 0        | 1            | 7.6           | 7.6                         |
|  | Utter Threats to Property / Animals                  | 0        | 1            | 7.6           | 7.6                         | 0        | 0            |               | 0.0                         |
|  | Public mischief - mislead peace officer              | 0        | 1            | 7.6           | 7.6                         | 0        | 0            |               | 0.0                         |
|  | Utter Threats to damage property                     | 0        | 0            |               | 0.0                         | 0        | 1            | 7.6           | 7.6                         |
|  | <b>Total</b>   | <b>3</b> | <b>24</b>    | <b>7.6</b>    | <b>182.4</b>                | <b>8</b> | <b>33</b>    | <b>7.6</b>    | <b>250.8</b>                |
| Drug Possession  | Possession Other Controlled Drugs and Substance Act  | 0        | 1            | 6.2           | 6.2                         | 0        | 1            | 6.2           | 6.2                         |
|  | Possession Cannabis                                  | 0        | 1            | 6.2           | 6.2                         | 0        | 1            | 6.2           | 6.2                         |
|  | Drug related occurrence                              | 0        | 3            | 6.2           | 18.6                        | 1        | 3            | 6.2           | 18.6                        |
|  | Overdose   | 0        | 1            | 6.2           | 6.2                         | 0        | 0            |               | 0.0                         |
|  | <b>Total</b>   | <b>0</b> | <b>6</b>     | <b>6.2</b>    | <b>37.2</b>                 | <b>1</b> | <b>5</b>     | <b>6.2</b>    | <b>31.0</b>                 |
| Drugs  | Trafficking Other Controlled Drugs and Substance Act | 0        | 0            |               | 0.0                         | 1        | 2            | 33.9          | 67.8                        |
|  | <b>Total</b>   | <b>0</b> | <b>0</b>     |               | <b>0.0</b>                  | <b>1</b> | <b>2</b>     | <b>33.9</b>   | <b>67.8</b>                 |
| Statutes & Acts  | Landlord/Tenant                                      | 3        | 6            | 3.1           | 18.6                        | 0        | 7            | 3.1           | 21.7                        |
|  | Mental Health Act                                    | 2        | 14           | 3.1           | 43.4                        | 2        | 27           | 3.1           | 83.7                        |
|  | Mental Health Act - Attempt Suicide                  | 0        | 2            | 3.1           | 6.2                         | 1        | 4            | 3.1           | 12.4                        |
|  | Mental Health Act û Threat of Suicide                | 0        | 16           | 3.1           | 49.6                        | 4        | 12           | 3.1           | 37.2                        |
|  | Mental Health Act - Voluntary Transport              | 0        | 3            | 3.1           | 9.3                         | 0        | 4            | 3.1           | 12.4                        |
|  | Mental Health Act - Placed on Form                   | 0        | 1            | 3.1           | 3.1                         | 0        | 3            | 3.1           | 9.3                         |
|  | Custody Dispute                                      | 0        | 0            |               | 0.0                         | 0        | 1            | 3.1           | 3.1                         |
|  | Trespass To Property Act                             | 2        | 14           | 3.1           | 43.4                        | 2        | 9            | 3.1           | 27.9                        |
|  | <b>Total</b>   | <b>7</b> | <b>56</b>    | <b>3.1</b>    | <b>173.6</b>                | <b>9</b> | <b>67</b>    | <b>3.1</b>    | <b>207.7</b>                |
| Operational  | Animal - Left in Vehicle                             | 0        | 2            | 3.4           | 6.8                         | 0        | 2            | 3.4           | 6.8                         |
|  | Animal Stray   | 1        | 3            | 3.4           | 10.2                        | 0        | 1            | 3.4           | 3.4                         |
|  | Animal Injured                                       | 0        | 0            |               | 0.0                         | 0        | 3            | 3.4           | 10.2                        |
|  | Animal - Other                                       | 2        | 5            | 3.4           | 17.0                        | 3        | 14           | 3.4           | 47.6                        |
|  | Alarm -Master code                                   | 0        | 1            | 3.4           | 3.4                         | 0        | 0            |               | 0.0                         |
|  | Alarm -Others  | 1        | 3            | 3.4           | 10.2                        | 0        | 1            | 3.4           | 3.4                         |
|  | Domestic Disturbance                                 | 9        | 37           | 3.4           | 125.8                       | 4        | 29           | 3.4           | 98.6                        |
|  | Suspicious Person                                    | 9        | 50           | 3.4           | 170.0                       | 12       | 59           | 3.4           | 200.6                       |
|  | Phone -Nuisance - No Charges Laid                    | 0        | 3            | 3.4           | 10.2                        | 0        | 4            | 3.4           | 13.6                        |
|  | Phone -Other - No Charges Laid                       | 0        | 1            | 3.4           | 3.4                         | 0        | 1            | 3.4           | 3.4                         |



## Calls For Service (CFS) Billing Summary Report

### St. Marys August - 2018

| Billing Categories<br>(Billing categories below do not match traditional crime groupings) |                                       | 2018   |              |               |                             | 2017   |              |               |                             |
|---|---------------------------------------|--------|--------------|---------------|-----------------------------|--------|--------------|---------------|-----------------------------|
|   |                                       | August | Year to Date | Time Standard | Year To Date Weighted Hours | August | Year to Date | Time Standard | Year To Date Weighted Hours |
| Operational   | False Fire Alarm - Building           | 0      | 0            |               | 0.0                         | 0      | 1            | 3.4           | 3.4                         |
|   | Fire - Building                       | 0      | 1            | 3.4           | 3.4                         | 0      | 0            |               | 0.0                         |
|   | Insecure Condition - Building         | 0      | 4            | 3.4           | 13.6                        | 0      | 3            | 3.4           | 10.2                        |
|   | Missing Person under 12               | 0      | 1            | 3.4           | 3.4                         | 0      | 0            |               | 0.0                         |
|   | Missing Person 12 & older             | 1      | 9            | 3.4           | 30.6                        | 0      | 4            | 3.4           | 13.6                        |
|   | Missing Person Located Under 12       | 0      | 0            |               | 0.0                         | 0      | 1            | 3.4           | 3.4                         |
|   | Missing Person Located 12 & older     | 1      | 5            | 3.4           | 17.0                        | 0      | 2            | 3.4           | 6.8                         |
|   | Noise Complaint -Master code          | 0      | 1            | 3.4           | 3.4                         | 0      | 0            |               | 0.0                         |
|   | Noise Complaint - Vehicle             | 0      | 0            |               | 0.0                         | 0      | 2            | 3.4           | 6.8                         |
|   | Noise Complaint - Residence           | 4      | 12           | 3.4           | 40.8                        | 8      | 25           | 3.4           | 85.0                        |
|   | Noise Complaint - Business            | 0      | 7            | 3.4           | 23.8                        | 1      | 4            | 3.4           | 13.6                        |
|   | Noise Complaint - Animal              | 1      | 1            | 3.4           | 3.4                         | 0      | 0            |               | 0.0                         |
|   | Noise Complaint - Others              | 0      | 2            | 3.4           | 6.8                         | 0      | 3            | 3.4           | 10.2                        |
|   | Accident - non-MVC - Industrial       | 0      | 1            | 3.4           | 3.4                         | 0      | 0            |               | 0.0                         |
|   | Found Property -Master code           | 0      | 0            |               | 0.0                         | 0      | 1            | 3.4           | 3.4                         |
|   | Found - License Plate                 | 0      | 0            |               | 0.0                         | 0      | 1            | 3.4           | 3.4                         |
|   | Found - Computer, parts & accessories | 0      | 0            |               | 0.0                         | 0      | 2            | 3.4           | 6.8                         |
|   | Found-Personal Accessories            | 0      | 6            | 3.4           | 20.4                        | 1      | 7            | 3.4           | 23.8                        |
|   | Found-Household Property              | 0      | 0            |               | 0.0                         | 0      | 3            | 3.4           | 10.2                        |
|   | Found-Sporting Goods, Hobby Equip.    | 0      | 0            |               | 0.0                         | 0      | 1            | 3.4           | 3.4                         |
|   | Found-Bicycles                        | 1      | 6            | 3.4           | 20.4                        | 1      | 8            | 3.4           | 27.2                        |
|   | Found-Others                          | 1      | 1            | 3.4           | 3.4                         | 0      | 3            | 3.4           | 10.2                        |
|   | Lost Property -Master code            | 0      | 0            |               | 0.0                         | 1      | 1            | 3.4           | 3.4                         |
|   | Lost License Plate                    | 0      | 0            |               | 0.0                         | 0      | 1            | 3.4           | 3.4                         |
|   | Lost-Personal Accessories             | 0      | 1            | 3.4           | 3.4                         | 0      | 4            | 3.4           | 13.6                        |
|   | Lost-Household Property               | 0      | 1            | 3.4           | 3.4                         | 0      | 0            |               | 0.0                         |
|   | Lost-Others                           | 0      | 3            | 3.4           | 10.2                        | 0      | 2            | 3.4           | 6.8                         |
|   | Sudden Death - Natural Causes         | 1      | 6            | 3.4           | 20.4                        | 0      | 4            | 3.4           | 13.6                        |
|   | Suspicious Vehicle                    | 0      | 14           | 3.4           | 47.6                        | 3      | 32           | 3.4           | 108.8                       |



## Calls For Service (CFS) Billing Summary Report

**St. Marys  
August - 2018**

| Billing Categories<br><i>(Billing categories below do not match traditional crime groupings)</i> |   | 2018      |              |               |                             | 2017      |              |               |                             |
|--|---|-----------|--------------|---------------|-----------------------------|-----------|--------------|---------------|-----------------------------|
|  |   | August    | Year to Date | Time Standard | Year To Date Weighted Hours | August    | Year to Date | Time Standard | Year To Date Weighted Hours |
| Operational  | Trouble with Youth  | 2         | 30           | 3.4           | 102.0                       | 3         | 26           | 3.4           | 88.4                        |
|  | Medical Assistance - Other                                  | 0         | 1            | 3.4           | 3.4                         | 0         | 2            | 3.4           | 6.8                         |
|  | Vehicle Recovered - Automobile                              | 0         | 0            |               | 0.0                         | 0         | 1            | 3.4           | 3.4                         |
|  | Vehicle Recovered - Trucks                                  | 1         | 2            | 3.4           | 6.8                         | 0         | 1            | 3.4           | 3.4                         |
|  | Unwanted Persons  | 0         | 12           | 3.4           | 40.8                        | 3         | 11           | 3.4           | 37.4                        |
|  | Neighbour Dispute   | 1         | 16           | 3.4           | 54.4                        | 1         | 24           | 3.4           | 81.6                        |
|  | Noise By-Law  | 0         | 3            | 3.4           | 10.2                        | 0         | 2            | 3.4           | 6.8                         |
|  | Dogs By-Law   | 0         | 0            |               | 0.0                         | 0         | 1            | 3.4           | 3.4                         |
|  | Other Municipal By-Laws                                     | 4         | 18           | 3.4           | 61.2                        | 2         | 10           | 3.4           | 34.0                        |
|  | Traffic By-Law  | 0         | 7            | 3.4           | 23.8                        | 0         | 7            | 3.4           | 23.8                        |
|  | Assist Fire Department                                      | 0         | 0            |               | 0.0                         | 0         | 2            | 3.4           | 6.8                         |
|  | Assist Public   | 3         | 119          | 3.4           | 404.6                       | 16        | 113          | 3.4           | 384.2                       |
|  | Family Dispute  | 7         | 30           | 3.4           | 102.0                       | 5         | 40           | 3.4           | 136.0                       |
|  | <b>Total</b>  | <b>50</b> | <b>425</b>   | <b>3.4</b>    | <b>1,445.0</b>              | <b>64</b> | <b>469</b>   | <b>3.4</b>    | <b>1,594.6</b>              |
| Operational2   | False Alarm-Accidental Trip                                 | 3         | 17           | 1.2           | 20.4                        | 3         | 12           | 1.2           | 14.4                        |
|  | False Alarm-Malfunction                                     | 2         | 19           | 1.2           | 22.8                        | 2         | 20           | 1.2           | 24.0                        |
|  | False Holdup Alarm-Accidental Trip                          | 0         | 1            | 1.2           | 1.2                         | 0         | 3            | 1.2           | 3.6                         |
|  | False Alarm -Others   | 2         | 10           | 1.2           | 12.0                        | 2         | 8            | 1.2           | 9.6                         |
|  | False Alarm -Cancelled                                      | 2         | 22           | 1.2           | 26.4                        | 3         | 17           | 1.2           | 20.4                        |
|  | Keep the Peace  | 0         | 7            | 1.2           | 8.4                         | 1         | 9            | 1.2           | 10.8                        |
|  | 911 call / 911 hang up                                      | 6         | 58           | 1.2           | 69.6                        | 4         | 45           | 1.2           | 54.0                        |
|  | 911 hang up - Pocket Dial                                   | 2         | 13           | 1.2           | 15.6                        | 0         | 3            | 1.2           | 3.6                         |
|  | 911 call - Dropped Cell                                     | 0         | 10           | 1.2           | 12.0                        | 2         | 4            | 1.2           | 4.8                         |
|  | <b>Total</b>  | <b>17</b> | <b>157</b>   | <b>1.2</b>    | <b>188.4</b>                | <b>17</b> | <b>121</b>   | <b>1.2</b>    | <b>145.2</b>                |
| Traffic  | MVC (MOTOR VEHICLE COLLISION) -Master code                  | 1         | 2            | 3.4           | 6.8                         | 0         | 0            |               | 0.0                         |
|  | MVC - Personal Injury (MOTOR VEHICLE COLLISION)             | 0         | 1            | 3.4           | 3.4                         | 0         | 0            |               | 0.0                         |
|  | MVC - Prop. Dam. Non Reportable                             | 3         | 20           | 3.4           | 68.0                        | 6         | 16           | 3.4           | 54.4                        |
|  | MVC - Prop. Dam. Reportable (MOTOR VEHICLE COLLISION)       | 3         | 19           | 3.4           | 64.6                        | 4         | 10           | 3.4           | 34.0                        |
|  | MVC - Prop. Dam. Failed to Remain (MOTOR VEHICLE COLLISION) | 0         | 3            | 3.4           | 10.2                        | 0         | 4            | 3.4           | 13.6                        |
|  | MVC - Others (MOTOR VEHICLE COLLISION)                      | 0         | 1            | 3.4           | 3.4                         | 0         | 0            |               | 0.0                         |



## Calls For Service (CFS) Billing Summary Report

### St. Marys August - 2018

| Billing Categories<br>(Billing categories below do not match traditional crime groupings) |       | 2018   |              |               |                             | 2017   |              |               |                             |
|---|-------|--------|--------------|---------------|-----------------------------|--------|--------------|---------------|-----------------------------|
|   |       | August | Year to Date | Time Standard | Year To Date Weighted Hours | August | Year to Date | Time Standard | Year To Date Weighted Hours |
| Traffic   | Total | 7      | 46           | 3.4           | 156.4                       | 10     | 30           | 3.4           | 102.0                       |
| Total   |       | 121    | 882          |               | 3,842.3                     | 140    | 883          |               | 3,787.2                     |

#### Note to Detachment Commanders:

- The content of each report is to be shared by the Detachment Commander only with the municipality for which it was generated. The municipality may treat this as a public document and distribute it as they wish.
- All data is sourced from the Niche RMS application. Included are 'reported' occurrences (actuals and unfounded occurrences) for 'billable' occurrences ONLY. Data is refreshed on a weekly basis.
- The Traffic category includes motor vehicle collision (MVC) occurrences entered into Niche (UCR code 8521). MVCs are NOT sourced from the eCRS application for this report.
- Only the primary violation is counted within an occurrence.
- Time standards displayed are for the 2017 billing period.

#### Note to Municipalities:

- Data contained within this report is dynamic in nature and numbers will change over time as the Ontario Provincial Police continues to investigate and solve crime.
- This report is NOT to be used for crime trend analysis as not all occurrences are included.
- Data groupings within this report do not match traditional crime groupings seen in other public reports such as the OPP Police Services Board reports or Statistics Canada reporting.

**FALSE ALARM REPORT**  
**Town of St Marys**  
**01 June - 30 June 2018**

| INCIDENT NUMBER | DATE      | MUNICIPAL ADDRESS   | COMMON NAME                    | CANCELLED PRIOR TO POLICE ARRIVAL | OTHER NOTES |
|-----------------|-----------|---------------------|--------------------------------|-----------------------------------|-------------|
|                 |           |                     |                                |                                   |             |
| <b>June</b>     |           |                     |                                |                                   |             |
| LP18159014      | 5-Jun-18  | 136 Queen St E.     | Bank of Montreal               | Cancelled                         | FALSE       |
| LP18161639      | 8-Jun-18  | 136 Queen St E.     | Bank of Montreal               | Cancelled                         | FALSE       |
| LP18162887      | 9-Jun-18  | 407 James St. S.,   | Meadowridge Variety            | Attended                          | FALSE       |
| LP18163772      | 9-Jun-18  | 338 Elizabeth St    | DCVI                           | Attended                          | FALSE       |
| LP18164725      | 10-Jun-18 | 485 Queen St W      | Veterinary Purchasing Co Ltd   | Attended                          | FALSE       |
| LP18169643      | 15-Jun-18 | 32 Wellington ST S. | Jacksons Guardian Pharmacy     | Attended                          | FALSE       |
| LP18169694      | 15-Jun-18 | 4 Church St N       | Toronto Dominion Bank          | Attended                          | FALSE       |
| LP18171751      | 16-Jun-18 | 600 James St S      | Shur-Gain Maple Leaf Foods Inc | Cancelled                         | FALSE       |
| LP18179218      | 23-Jun-18 | 300 Thomas St       | Residential                    | Cancelled                         | FALSE       |
| LP18184195      | 27-Jun-18 | 136 Queen St E      | Bank of Montreal               | Cancelled                         | FALSE       |
| LP18184214      | 27-Jun-18 | 134 Queen St. E     | Meridian Credit Union          | Cancelled                         | FALSE       |

**FALSE ALARM REPORT**  
**Town of St Marys**  
**01 July - 31 July 2018**

| INCIDENT NUMBER | DATE      | MUNICIPAL ADDRESS | COMMON NAME                    | CANCELLED<br>PRIOR TO POLICE | OTHER NOTES |
|-----------------|-----------|-------------------|--------------------------------|------------------------------|-------------|
| <b>July</b>     |           |                   |                                |                              |             |
| LP18196839      | 7-Jul-18  | 580 James St S    | Caledon Tubing Co Ltd          | Attended                     | FALSE       |
| LP18197226      | 7-Jul-18  | 408 James St. S   | MOC Building                   | Attended                     | FALSE       |
| LP18200833      | 10-Jul-18 | 317 James St S    | at Booster Station             | Attended                     | FALSE       |
| LP18204301      | 13-Jul-18 | 338 Elizabeth St  | DCVI                           | Cancelled                    | FALSE       |
| LP18207072      | 15-Jul-18 | 600 James St S    | Shur-Gain Maple Leaf Foods Inc | Attended                     | FALSE       |
| LP18208226      | 16-Jul-18 | 136 Queen St E    | Bank of Montreal               | Attended                     | FALSE       |
| LP18209498      | 18-Jul-18 | 407 James St S    | Meadowridge Variety            | Cancelled                    | FALSE       |
| LP18213140      | 21-Jul-18 | 407 James St S    | Meadowridge Variety            | Attended                     | FALSE       |

**FALSE ALARM REPORT**  
**Town of St Marys**  
**01 August - 31 August 2018**

| INCIDENT NUMBER | DATE      | MUNICIPAL ADDRESS    | COMMON NAME                | CANCELLED PRIOR TO POLICE ARRIVAL | OTHER NOTES |
|-----------------|-----------|----------------------|----------------------------|-----------------------------------|-------------|
| <b>August</b>   |           |                      |                            |                                   |             |
| LP18227797      | 3-Aug-18  | 412 Emily St.,       | Residence                  | Attended                          | FALSE       |
| LP18230587      | 4-Aug-18  | 575 James St S       | Intertec Systems           | Attended                          | FALSE       |
| LP18232820      | 6-Aug-18  | 338 Elizabeth        | DCVI                       | Cancelled                         | FALSE       |
| LP18237706      | 10-Jan-00 | 134 Queen St. E.     | Meridian Credit union      | Attended                          | FALSE       |
| LP18238252      | 11-Aug-18 | 338 Elizabeth        | DCVI                       | Attended                          | FALSE       |
| LP18238511      | 11-Aug-18 | 408 James St S.,     | Public Works               | Cancelled                         | FALSE       |
| LP18242057      | 14-Aug-18 | 267 Queen St W.,     | St Marys Memorial Hospital | Attended                          | FALSE       |
| LP18243902      | 16-Aug-18 | 338 Elizabeth St.    | DVCI                       | Cancelled                         | FALSE       |
| LP18244658      | 16-Aug-18 | 136 Queen St E.,     | Bank of Montreal           | Attended                          | FALSE       |
| LP18246079      | 18-Aug-18 | 769 Queen St E.,     | Golf and County Club       | Attended                          | FALSE       |
| LP18249459      | 21-Aug-18 | 35 Wellington St S., | Post office-Canada Post    | Attended                          | FALSE       |



**TO:** Community Policing Advisory Committee

**FROM:** Brent Kittmer, Committee Secretary

**DATE:** September 19, 2018

**SUBJECT:** **Policing Transition Update and FAQ Creation**

---

Members of the CPAC,

I am providing this memo to update you on the transition process to the Stratford Police Service. Throughout the summer the Acting Chief and the CAO have had regular telephone meetings to discuss the transition activities. To date, the Stratford Police Service has completed the following:

- Hired the dedicated St. Marys officer. This position was filled internally by Stratford and they have hired Constable Nick Keating to fill the role.
- Hired 9 new officers to fill the St. Marys and Perth South contracts. These officers will be dedicated to St. Marys and Perth South after completing their orientation.
- Ordered capital equipment, including patrol cruisers.
- Initiated the telecommunications transition, including ordering the necessary upgrades to the local radio tower and working with Bell for the 911 changeover. The 911 changeover will take effect on November 5, 2018 with no interruptions to the public.

The contract transition date is November 5, 2018. Understandably the public will have some questions about the transition process. The Acting Chief and the CAO have reviewed this topic and have agreed that the Stratford Media Relations Officer and the Town's Communications Manager should work together on the communications plan leading up to the transition date. The plan is for a multi-media approach to answer FAQs beginning in early October.

The CPAC is asked to consider the list of questions below. This list has been compiled after reviewing the most frequent questions received during conversations with the public and after reviewing "chatter" on social media.


Staff would appreciate input from the CPAC if there are other questions that should be added to the list.

- When is the transition date?
- What number do I call in an emergency? Will the police still come on November 5?
- How will I be able to contact the Police After November 5 for:
  - Emergency Situations

- Non-emergency situations?
- Day to Day – Town Hall
- Will there be a “284” number to call?
- Why did the Town make this policing change?
- What will Stratford’s response time be?
  - Will there be longer responses now that we are not with the OPP?
  - Sebrivngville is closer to St. Marys than Stratford, won’t it take longer for the police to respond?
- Where do I go for police record checks, and vulnerable sector checks?
- You say that Stratford will provide more service at a lower cost, how is that possible? How will this be any better?
  - What is the cost of the new service? Isn’t it more expensive than the OPP?
  - Will my taxes go up to pay for Stratford Police?
- Won’t Stratford always be the priority over St. Marys?
- Why didn’t the Town just create its own police force?
- Will be there be a dedicated office in St. Marys 24/7?
- Will officers on bike patrol in St. Marys?
- Is this going to cost taxpayers in Stratford more money?
- Won’t the OPP have to respond if the Stratford police need back-up? Why change police services then?
  - Services from OPP? Isn’t Stratford a small force that needs to call the OPP for back up?
- Are there many costs associated with the transition, administration or otherwise? How are these being funded?
- Will the Stratford police continue to be located out of Town Hall?
- Will there be a welcome event or an open house to introduce the Stratford Police?

Any assistance that the CPAC can provide would be appreciated.

Respectfully submitted:

  
 \_\_\_\_\_  
 Brent Kittmer  
 CAO/Clerk