



**AGENDA**  
**Community Policing Advisory Committee**

October 17, 2018

9:00 am

Council Chambers, Town Hall

Pages

**1. CALL TO ORDER**

**2. DECLARATION OF PECUNIARY INTEREST**

**3. ADDITIONS TO THE AGENDA**

**THAT the agenda for October 17, 2018 Community Policing Advisory Committee be accepted as presented.**

**4. ADOPTION OF MINUTES FROM PREVIOUS MEETING**

**3**

**THAT the September 19, 2018 Community Policing Advisory Committee meeting minutes be approved and signed by the Chair and the Secretary.**

**5. BUSINESS ARISING FROM MINUTES**

**6. DELEGATIONS**

(None received)

**7. REPORTS**

**7.1 OPP Monthly Report - September 2018**

**7**

**THAT the September 2018 OPP monthly report be received for information.**

**THAT the September 2018 False Alarm Report be received for information.**

**8. CORRESPONDENCE**

(None received)

**9. OTHER BUSINESS**

9.1 Verbal Update - Town's Consideration of the Impact of Cannabis Legalization

9.2 Verbal Update - Stratford Police Transition Activities

**10. UPCOMING MEETINGS**

November 21, 2018 - 9:00 am, Council Chambers, Town Hall

(Conflicts with Perth Municipal Day)

**11. ADJOURNMENT**

**THAT this meeting of the Community Policing Advisory Committee be adjourned at \_\_\_\_\_ am.**



**MINUTES**  
**Community Policing Advisory Committee**

September 19, 2018  
9:00am  
Council Chambers, Town Hall

Committee Members Present: Peter McAsh  
Mayor Strathdee  
Fred Stam  
Councillor Don Van Galen

Committee Members Regrets: John McGarry

OPP Present: Detachment Commander Rob Scott  
Staff Sgt. Stephane Pilon

Staff Present: Brent Kittmer, Committee Secretary

**1. CALL TO ORDER**

The Chair called the meeting to order at 9:00am.

**2. DECLARATION OF PECUNIARY INTEREST**

None declared.

**3. ADDITIONS TO THE AGENDA**

**Moved By** Member Stam

**Seconded By** Member McAsh

**THAT** the agenda for September 19, 2018 Community Policing Advisory Committee be accepted as presented.

**CARRIED**

**4. ADOPTION OF MINUTES FROM PREVIOUS MEETING**

**Moved By** Member Stam

**Seconded By** Mayor Strathdee

**THAT** the June 20, 2018 Community Policing Advisory Committee meeting minutes be approved and signed by the Chair and the Secretary.

**CARRIED**

**5. BUSINESS ARISING FROM MINUTES**

None.

**6. DELEGATIONS**

None.

**7. REPORTS**

**7.1 OPP Monthly Statistics**

**7.1.1 July 2018 Monthly Report**

**7.1.2 August 2018 Monthly Report**

Detachment Commander Rob Scott Spoke to the July and August 2018 reports. He noted that petty crime and theft increased over the summer, which is a trend across the region. The police service believes this is a result of the current opioid addiction issue regionally. Property owners are reminded to lock their cars, homes, and out buildings as most theft is a crime of opportunity.

In response to Mayor Strathdee, the OPP continues to train officers in regards to drug use recognition in advance of the pending cannabis legalization. The OPP are waiting to see the final legislation and to receive an opinion from Federal prosecutors before determining how to enforce the new legislation. Once clarity is provided, the necessary field equipment will be purchased.

In response to member Stam, the OPP are forecasting that edible cannabis products will become legal in 2019. Specific to schools, the school boards will need to develop policies in regards to how they address cannabis use on school property.

**Moved By** Member McAsh

**Seconded By** Member Stam

**THAT** the July 2018 and August 2018 OPP monthly reports be received for information.

**CARRIED**

**7.2 Monthly False Alarm Report**

**Moved By** Member Stam

**Seconded By** Member McAsh

**THAT** the June 2018, July 2018 and August 2018 False Alarm Reports be received for information.

**CARRIED**

**8. CORRESPONDENCE**

None received.

**9. OTHER BUSINESS**

**9.1 Update - Stratford Police Transition**

B. Kittmer provided a current status update on the transition to the Stratford Police. The Committee provided input into the proposed communication plan with the public.

Detachment Commander Scott updated the Committee that he has met with the Acting Chief to review transition activities. The OPP will be providing policing and operations related information to Stratford to make the transition go smoothly. This includes assigning an OPP officer to ride along with Stratford Officers after the transition date.

**Moved By** Member McAsh

**Seconded By** Member Stam

**THAT** the September 19, 2018 Stratford Police Transition Update be received for discussion.

**CARRIED**

**10. UPCOMING MEETINGS**

Chair Van Galen announced the upcoming meeting dates.

**11. ADJOURNMENT**

**Moved By** Member Stam

**Seconded By** Mayor Strathdee

**THAT** the September 19, 2018 meeting of the Community Policing Advisory Committee be adjourned at 9:53am.

**CARRIED**

---

Chair Don Van Galen

---

Brent Kittmer, CAO / Clerk, Board Secretary



# Perth County



## St.Marys Community Policing Advisory Committee Report



September 2018



# Perth County OPP Community Safety and Engagement Report

## St. Marys 2018/September

### Calls for Service

2018: 168	2017: 192	2016: 198
-----------	-----------	-----------

### Public Complaints

Policy	Nil
Service	Nil
Conduct	Nil

### Secondary Employment

N/A

### DAR - Community Safety / Mobilization Hours

Number of Cruiser Patrol Hours:	103.00
Number of Foot Patrol Hours:	22.00
Number of School Patrol Hours:	19.50
Number of Specialized Patrol Hours:	Nil
Number of Focused Patrol Hours:	Nil
Number of Community Mobilization Hours:	11.00
Number of RIDE Program Hours:	Nil
Number of Auxiliary Hours:	28.00



# Perth County OPP Community Safety and Engagement Report

## St. Marys 2018/September

### Detachment Initiatives

Number of Targeted Media Releases:	<p>23 media releases were placed on the Perth County Media Portal, including three county-wide and two specific to St. Marys.</p> <p>Eight media interviews were conducted: four on the radio, two on television and two in the newspaper. Three WR Twitter posts were also made.</p> <p>Media releases are put out to in an attempt to educate, create awareness, and emphasize the need for the public's help in solving crimes.</p>
Crime and Traffic Campaigns/Initiatives:	<p>There were 4 Collisions in St. Marys in September (3 Property Damage, 1 Personal Injury)</p> <p>There were no RIDE programs conducted in St. Marys in September.</p> <p>Over the Labour Day long weekend, officers in Perth County laid 79 speeding charges, 15 Other HTA charges, 2 Racing charges, 2 distracted driving charges and 2 CAIA charges.</p> <p>During the fall seatbelt campaign, officers in the county laid 15 charges.</p>
Public Education Campaigns:	<p>Three media releases were issued this past month pertaining to county-wide information and/or public education campaigns.</p> <p>PC Brown attended the Perth Elder Abuse Committee meeting. PC Brown attended the Abuse Curriculum working group meeting. PC Brown attended the Homelessness Alliance Steering Committee meeting. PC Brown attended the Perth East Community Hub report meeting. PC Brown attended the Perth County Road Safety Committee meeting. PC Brown attended the Reducing Rural Trauma working group meeting.</p>
Crime Stoppers:	<p>19 Total new OPP tips (Perth County only)</p> <ul style="list-style-type: none"><li>➤ 1 Perth Drugs</li><li>➤ 18 Perth Intelligence</li></ul> <p>One meeting attended and no presentations completed.</p>

# Perth County OPP Community Safety and Engagement Report

## St. Marys 2018/September

Continuous Learning:	Block Training – 5 Officers SFST Training – 1 Officer TRU Selection Training – 1 Officer Impaired Symposium – 3 Officers NCO Conference – 4 Officers Supervisor's Course – 1 Officer ERT Training – 1 Officer TTCI Training – 1 Officer PACE Training – 2 Officers DRE Field Certification – 1 Officer Human Trafficking Training – 1 Officer Warrant Services Training – 1 Officer
----------------------	--

### Community Engagement

School/Youth Officer Hours / Calls for Service:	<p>There were nine incidents at DCVI this month. These included:</p> <ul style="list-style-type: none"> <li>• fights with students, school suspended, police involved, warned regarding criminal charges</li> <li>• trouble with youth, youth trespassing, biking in hallway of school, police and school addressed issue</li> <li>• Suicidal student located on first day of school, apprehended and taken to hospital for assessment</li> <li>• talk to class about new CDSA law and CDSA in general</li> <li>• Visiting schools regarding arranging KIDS program</li> <li>• Assist student with conflict within the home with assistance of guidance counselor</li> <li>• Officer away on training last week in September</li> </ul>
Community Mobilization Officer:	<p>One of the subjects that PC Dekoning has had extensive dealings with appeared in criminal court this month to answer to a charge of Public Mischief. The subject was charged as a result of multiple, serious calls for service that were investigated and determined to be unfounded. The subject refused attempts by PC Dekoning to refer them for assistance with their mental health issues. As a result, the subject was charged and entered in to the Mental Health Diversion Program and accepted assistance in addressing their mental health needs. The Criminal Justice System is a route that can be explored when Police deal with people with mental health issues and at times, can prove to be beneficial.</p> <p>In his role as Community Mobilization Officer, PC Dekoning regularly attends meetings with various Community Partners. Some of these agencies are currently in the process of strategic planning and request</p>

# Perth County OPP Community Safety and Engagement Report

## St. Marys 2018/September

	<p>input from the OPP. PC Dekoning has also been attending meetings in communities that are discussing developing Community Hubs to address the growing need for a central location where social agencies can provide service. The OPP believe there is a need in our rural communities for a "One Stop Shopping" approach and would certainly be available to be a proactive presence in the Hubs.</p> <p>There were six mental health calls for service in St. Marys in September, up from two in August.</p>
Focused Patrol Initiatives:	There were no focused patrols this month.
Community Events:	Evan's Touch a Truck went smoothly on September 8 <sup>th</sup>

### Noteworthy Occurrences

- Party caught shoplifting from variety store. Charged accordingly.
- Barricaded person in St. Marys. Party later turned themselves in after negotiations. Charged with weapons and threats charges.

### Looking Forward

Trends:	<ul style="list-style-type: none"> <li>• Over the first nine months of 2018, the number of violent crime incidents in St. Marys stood at 43, up from the five-year average of 28.</li> <li>• Over the first nine months of 2018, the number of property crime incidents in St. Marys stood at 133, up from the five-year average of 112.</li> <li>• Over the first nine months of 2018, the number of mental health calls for service in St. Marys stood at 41, up from the five-year average of 34.</li> </ul>
Detachment Pressures:	<ul style="list-style-type: none"> <li>• Current vacancies / Block Training / Other Training / Annual Leave</li> <li>• Staffing pressures resulting from retirements, transfers, developmental opportunities, parental/maternity leaves, workplace accommodations</li> <li>• Increased patrols of school zones along with enforcement and education</li> </ul>

# Perth County OPP Community Safety and Engagement Report

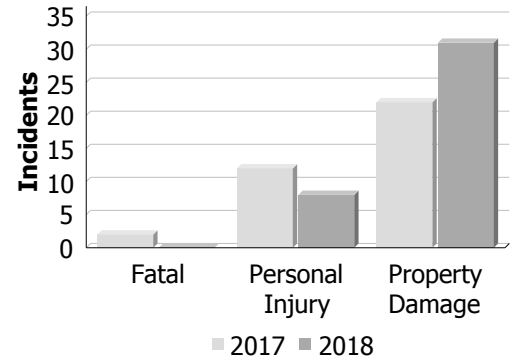
## St. Marys 2018/September

Community Pressures:	<ul style="list-style-type: none"><li>• Get message out to lock vehicles and other property</li></ul>
----------------------	---

**Police Services Board Report for St. Marys**  
**Collision Reporting System**  
**September - 2018**

**Motor Vehicle Collisions by Type**

Incidents	September			Year to Date - September		
	2017	2018	% Change	2017	2018	% Change
Fatal	2	0	-100.0%	5	8	60.0%
Personal Injury	12	8	-33.3%	98	73	-25.5%
Property Damage	22	31	40.9%	296	394	33.1%
<b>Total</b>	<b>36</b>	<b>39</b>	<b>8.3%</b>	<b>399</b>	<b>475</b>	<b>19.0%</b>



**Data Utilized**

- SQL online application reporting system – OPP CRS 2.3.09
- Collision Reporting System Business Intelligence Cube

**Detachment:** 6N - PERTH COUNTY

**Location code(s):** 6N00-PERTH COUNTY

**Data source date:**  
2018/10/10

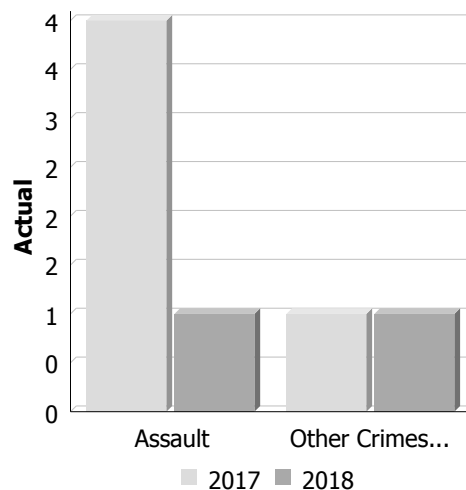
**Report Generated by:**  
McFalls, Shawn

**Report Generated on:**  
11-Oct-18 3:09:43 PM  
PP-CSC-Operational Planning-4300  
Page 13 of 24

**Police Services Board Report for St. Marys**  
**Records Management System**  
**September - 2018**

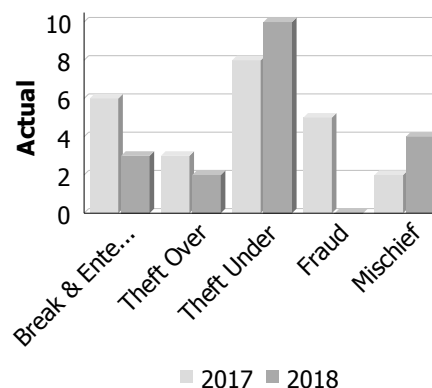
**Violent Crime**

Actual	September			Year to Date - September		
	2017	2018	% Change	2017	2018	% Change
Murder	0	0	--	0	0	--
Other Offences Causing Death	0	0	--	0	0	--
Attempted Murder	0	0	--	0	0	--
Sexual Assault	0	0	--	1	4	300.0%
Assault	4	1	-75.0%	14	31	121.4%
Abduction	0	0	--	0	0	--
Robbery	0	0	--	0	0	--
Other Crimes Against a Person	1	1	0.0%	7	8	14.3%
<b>Total</b>	<b>5</b>	<b>2</b>	<b>-60.0%</b>	<b>22</b>	<b>43</b>	<b>95.5%</b>



**Property Crime**

Actual	September			Year to Date - September		
	2017	2018	% Change	2017	2018	% Change
Arson	0	0	--	1	0	-100.0%
Break & Enter	6	3	-50.0%	22	17	-22.7%
Theft Over	3	2	-33.3%	13	10	-23.1%
Theft Under	8	10	25.0%	53	60	13.2%
Have Stolen Goods	0	0	--	1	4	300.0%
Fraud	5	0	-100.0%	12	12	0.0%
Mischief	2	4	100.0%	30	30	0.0%
<b>Total</b>	<b>24</b>	<b>19</b>	<b>-20.8%</b>	<b>132</b>	<b>133</b>	<b>0.8%</b>



**Drug Crime**

Actual	September			Year to Date - September		
	2017	2018	% Change	2017	2018	% Change
Possession	0	0	--	1	2	100.0%
Trafficking	0	0	--	2	0	-100.0%
Importation and Production	0	0	--	0	0	--
<b>Total</b>	<b>0</b>	<b>0</b>	<b>--</b>	<b>3</b>	<b>2</b>	<b>-33.3%</b>



**Detachment:** 6N - PERTH COUNTY

**Location code(s):** 6N00 - PERTH COUNTY

**Area code(s):** 6224 - St. Marys, 6296 - DVCI (St Marys District Collegiate and Vocational Institute)

**Data source date:**

2018/10/06

**Report Generated by:**

McFalls, Shawn

**Report Generated on:**

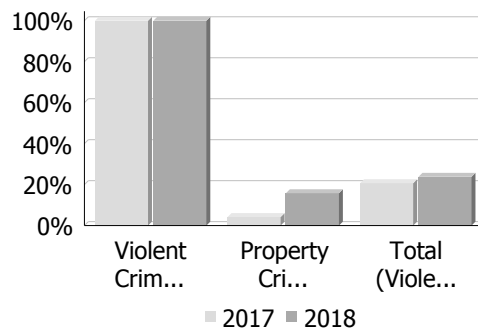
11-Oct-18 3:10:50 PM

PP-CSC-Operational Planning-4300

**Police Services Board Report for St. Marys**  
**Records Management System**  
**September - 2018**

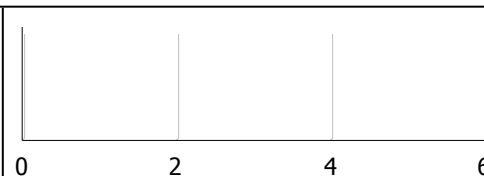
**Clearance Rate**

Clearance Rate	September			Year to Date - September		
	2017	2018	Difference	2017	2018	Difference
Violent Crime	100.0%	100.0%	0.0%	81.8%	90.7%	8.9%
Property Crime	4.2%	15.8%	11.6%	9.8%	18.8%	9.0%
Drug Crime	--	--	--	66.7%	50.0%	-16.7%
<b>Total (Violent, Property &amp; Drug)</b>	<b>20.7%</b>	<b>23.8%</b>	<b>3.1%</b>	<b>22.0%</b>	<b>37.2%</b>	<b>15.2%</b>



**Criminal Record and Vulnerable Sector Screening Checks**

Actual	September			Year to Date - September		
	2017	2018	% Change	2017	2018	% Change
Criminal Record Checks	0	0	--	0	0	--
Vulnerable Sector Screening Checks	0	0	--	1	0	-100.0%



Data contained within this report is dynamic in nature and numbers will change over time as the Ontario Provincial Police continue to investigate and solve crime.

**Data Utilized**

- Major Crimes
- Niche RMS All Offence Level Business Intelligence Cube

**Detachment:** 6N - PERTH COUNTY

**Location code(s):** 6N00 - PERTH COUNTY

**Area code(s):** 6224 - St. Marys, 6296 - DVCI (St Marys District Collegiate and Vocational Institute)

**Data source date:**

2018/10/06

**Report Generated by:**

McFalls, Shawn

**Report Generated on:**

11-Oct-18 3:10:50 PM

PP-CSC-Operational Planning-4300

# STATEMENT OF FEES COLLECTED RECOVERABLE EXPENSES

Perth County Detachment

St Marys

Month of: September 2018			
Service	Receipted	Cash	Sub-Total
Record Checks - Employment	29	\$725.00	\$725.00
Fingerprints			
Insurance Requests	Not Done	All added as SEB on cash sheet	
Occurrence Reports			
RCMP			
Totals			\$725.00

Year to Date (includes current month)			
Service	Receipted	Cash	Year to Date
Record Checks - Employment	192	\$4800.00	\$4800.00
Fingerprints			
Insurance Requests			
Occurrence Reports			
RCMP			
Totals			\$4800.00





## Calls For Service (CFS) Billing Summary Report

### St. Marys September - 2018

Billing Categories <i>(Billing categories below do not match traditional crime groupings)</i>		2018				2017			
		September	Year to Date	Time Standard	Year To Date Weighted Hours	September	Year to Date	Time Standard	Year To Date Weighted Hours
Violent Criminal Code	Sexual Assault	0	2	15.1	30.2	0	1	15.1	15.1
	Sexual Interference	0	2	15.1	30.2	0	0		0.0
	Non-Consensual Distribution of Intimate Images	0	1	15.1	15.1	0	0		0.0
	Aggravated Assault-Level 3	0	1	15.1	15.1	0	0		0.0
	Assault With Weapon or Causing Bodily Harm-Level 2	0	2	15.1	30.2	1	3	15.1	45.3
	Assault-Level 1	1	29	15.1	437.9	3	13	15.1	196.3
	Pointing a Firearm	0	1	15.1	15.1	0	1	15.1	15.1
	Criminal Harassment	1	4	15.1	60.4	0	8	15.1	120.8
	Indecent/Harassing Communications	0	0		0.0	0	2	15.1	30.2
	Utter Threats -Master code	0	3	15.1	45.3	0	0		0.0
	Utter Threats to Person	2	9	15.1	135.9	1	3	15.1	45.3
	Utter Threats to Person -Government Employee (non-police)	0	1	15.1	15.1	0	0		0.0
	Other Criminal Code * against public order	0	0		0.0	0	1	15.1	15.1
	<b>Total</b>	<b>4</b>	<b>55</b>	<b>15.1</b>	<b>830.5</b>	<b>5</b>	<b>32</b>	<b>15.1</b>	<b>483.2</b>
Property Crime Violations	Arson - Building	0	0		0.0	0	1	7.6	7.6
	Break & Enter	3	17	7.6	129.2	7	24	7.6	182.4
	Unlawful in a dwelling house	0	0		0.0	0	1	7.6	7.6
	Theft Over - Construction Site	0	1	7.6	7.6	0	0		0.0
	Theft Over - Other Theft	0	1	7.6	7.6	0	1	7.6	7.6
	Theft of - Mail	0	1	7.6	7.6	0	0		0.0
	Theft of Motor Vehicle	0	5	7.6	38.0	0	3	7.6	22.8
	Theft of - Automobile	2	3	7.6	22.8	0	4	7.6	30.4
	Theft of - Trucks	0	0		0.0	1	5	7.6	38.0
	Theft of - Motorcycles	0	0		0.0	0	1	7.6	7.6
	Theft of - All Terrain Vehicles	0	0		0.0	0	1	7.6	7.6
	Theft of - Other Motor Vehicles	1	1	7.6	7.6	2	2	7.6	15.2
	Theft Under -master code	0	2	7.6	15.2	0	2	7.6	15.2



# Calls For Service (CFS) Billing Summary Report

## St. Marys September - 2018

Billing Categories (Billing categories below do not match traditional crime groupings)		2018				2017			
		September	Year to Date	Time Standard	Year To Date Weighted Hours	September	Year to Date	Time Standard	Year To Date Weighted Hours
Property Crime Violations	Theft Under - Construction Site	1	2	7.6	15.2	0	0		0.0
	Theft under - Bicycles	2	11	7.6	83.6	3	11	7.6	83.6
	Theft under - Building	1	2	7.6	15.2	0	0		0.0
	Theft under - Persons	0	2	7.6	15.2	0	2	7.6	15.2
	Theft under - Trailers	0	0		0.0	0	1	7.6	7.6
	Theft under - Other Theft	3	16	7.6	121.6	1	11	7.6	83.6
	Theft under - Boat (Vessel)	0	0		0.0	0	2	7.6	15.2
	Theft Under - Gasoline Drive-off	0	4	7.6	30.4	1	5	7.6	38.0
	Theft FROM Motor Vehicle Under \$5,000	2	11	7.6	83.6	5	18	7.6	136.8
	Theft Under \$5,000 [SHOPLIFTING]	1	11	7.6	83.6	0	5	7.6	38.0
	Possession of Stolen Goods over \$5,000	0	2	7.6	15.2	0	0		0.0
	Possession of Stolen Goods under \$5,000	0	2	7.6	15.2	0	1	7.6	7.6
	Fraud - Steal/Forge/Poss./ Use Credit Card	0	0		0.0	2	2	7.6	15.2
	Fraud - False Pretence <= \$5,000	0	1	7.6	7.6	0	1	7.6	7.6
	Fraud - Fraud through mails	0	1	7.6	7.6	0	0		0.0
	Fraud -Money/ property/security > \$5,000	0	0		0.0	1	1	7.6	7.6
	Fraud -Money/ property/security <= \$5,000	0	6	7.6	45.6	1	5	7.6	38.0
	Fraud - Other	0	5	7.6	38.0	0	5	7.6	38.0
	Personation with Intent (fraud)	0	0		0.0	1	1	7.6	7.6
	Identity Fraud	0	0		0.0	0	1	7.6	7.6
	Mischief - master code	5	29	7.6	220.4	1	32	7.6	243.2
	Mischief [Graffiti - Non Gang Related]	0	2	7.6	15.2	0	3	7.6	22.8
	Interfere with lawful use, enjoyment of property	0	1	7.6	7.6	1	1	7.6	7.6
	Property Damage	0	3	7.6	22.8	0	3	7.6	22.8



## Calls For Service (CFS) Billing Summary Report

### St. Marys September - 2018

Billing Categories <i>(Billing categories below do not match traditional crime groupings)</i>		2018				2017			
		September	Year to Date	Time Standard	Year To Date Weighted Hours	September	Year to Date	Time Standard	Year To Date Weighted Hours
Property Crime Violations	<b>Total</b>	<b>21</b>	<b>142</b>	<b>7.6</b>	<b>1,079.2</b>	<b>27</b>	<b>156</b>	<b>7.6</b>	<b>1,185.6</b>
Other Criminal Code Violations (Excluding traffic)	Offensive Weapons-Possession of Weapons	0	1	7.6	7.6	0	0		0.0
	Offensive Weapons-Other Weapons Offences	0	1	7.6	7.6	0	0		0.0
	Bail Violations - Fail To Comply	2	7	7.6	53.2	0	3	7.6	22.8
	Bail Violations - Others	0	2	7.6	15.2	0	1	7.6	7.6
	Bail Violations - Recognizance	0	0		0.0	0	1	7.6	7.6
	Possession Of Counterfeit Money	0	2	7.6	15.2	1	4	7.6	30.4
	Uttering Counterfeit Money	0	0		0.0	1	1	7.6	7.6
	Counterfeit Money - Others	0	1	7.6	7.6	0	9	7.6	68.4
	Disturb the Peace	0	3	7.6	22.8	0	2	7.6	15.2
	Public Morals	0	0		0.0	0	2	7.6	15.2
	Trespass at Night	0	1	7.6	7.6	0	2	7.6	15.2
	Breach of Probation	2	8	7.6	60.8	0	8	7.6	60.8
	Breach of Probation - In relation to children	0	0		0.0	0	1	7.6	7.6
	Utter Threats to Property / Animals	0	1	7.6	7.6	0	0		0.0
	Public mischief - mislead peace officer	0	1	7.6	7.6	0	0		0.0
	Contraband Tobacco	1	1	7.6	7.6	0	0		0.0
	Utter Threats to damage property	0	0		0.0	0	1	7.6	7.6
	<b>Total</b>	<b>5</b>	<b>29</b>	<b>7.6</b>	<b>220.4</b>	<b>2</b>	<b>35</b>	<b>7.6</b>	<b>266.0</b>
Drug Possession	Possession Other Controlled Drugs and Substance Act	0	1	6.2	6.2	0	1	6.2	6.2
	Possession Cannabis	0	1	6.2	6.2	0	1	6.2	6.2
	Drug related occurrence	0	3	6.2	18.6	0	3	6.2	18.6
	Overdose	0	1	6.2	6.2	0	0		0.0
	<b>Total</b>	<b>0</b>	<b>6</b>	<b>6.2</b>	<b>37.2</b>	<b>0</b>	<b>5</b>	<b>6.2</b>	<b>31.0</b>
Drugs	Trafficking Other Controlled Drugs and Substance Act	0	0		0.0	0	2	33.9	67.8
	<b>Total</b>	<b>0</b>	<b>0</b>		<b>0.0</b>	<b>0</b>	<b>2</b>	<b>33.9</b>	<b>67.8</b>



## Calls For Service (CFS) Billing Summary Report

### St. Marys September - 2018

Billing Categories <i>(Billing categories below do not match traditional crime groupings)</i>		2018				2017			
		September	Year to Date	Time Standard	Year To Date Weighted Hours	September	Year to Date	Time Standard	Year To Date Weighted Hours
Statutes & Acts	Landlord/Tenant	0	6	3.1	18.6	0	7	3.1	21.7
	Mental Health Act	2	16	3.1	49.6	1	28	3.1	86.8
	Mental Health Act - Attempt Suicide	0	2	3.1	6.2	1	5	3.1	15.5
	Mental Health Act û Threat of Suicide	3	19	3.1	58.9	4	16	3.1	49.6
	Mental Health Act - Voluntary Transport	0	3	3.1	9.3	1	5	3.1	15.5
	Mental Health Act - Placed on Form	0	1	3.1	3.1	1	4	3.1	12.4
	Custody Dispute	0	0		0.0	0	1	3.1	3.1
	Trespass To Property Act	3	17	3.1	52.7	1	10	3.1	31.0
	<b>Total</b>	<b>8</b>	<b>64</b>	<b>3.1</b>	<b>198.4</b>	<b>9</b>	<b>76</b>	<b>3.1</b>	<b>235.6</b>
Operational	Animal - Left in Vehicle	0	2	3.4	6.8	0	2	3.4	6.8
	Animal Bite	0	0		0.0	1	1	3.4	3.4
	Animal Stray	0	3	3.4	10.2	1	2	3.4	6.8
	Animal Injured	0	0		0.0	0	3	3.4	10.2
	Animal - Other	0	5	3.4	17.0	3	17	3.4	57.8
	Alarm -Master code	0	1	3.4	3.4	0	0		0.0
	Alarm -Others	0	3	3.4	10.2	0	1	3.4	3.4
	Domestic Disturbance	4	41	3.4	139.4	3	32	3.4	108.8
	Suspicious Person	7	59	3.4	200.6	9	68	3.4	231.2
	Phone -Nuisance - No Charges Laid	0	3	3.4	10.2	0	4	3.4	13.6
	Phone -Other - No Charges Laid	0	1	3.4	3.4	0	1	3.4	3.4
	False Fire Alarm - Building	0	0		0.0	0	1	3.4	3.4
	Fire - Building	0	1	3.4	3.4	0	0		0.0
	Insecure Condition - Building	0	4	3.4	13.6	0	3	3.4	10.2
	Missing Person under 12	0	1	3.4	3.4	0	0		0.0
	Missing Person 12 & older	2	11	3.4	37.4	2	6	3.4	20.4
	Missing Person Located Under 12	0	0		0.0	0	1	3.4	3.4
	Missing Person Located 12 & older	0	5	3.4	17.0	1	3	3.4	10.2
	Noise Complaint - Master code	0	1	3.4	3.4	0	0		0.0
	Noise Complaint - Vehicle	0	0		0.0	0	2	3.4	6.8



## Calls For Service (CFS) Billing Summary Report

### St. Marys September - 2018

Billing Categories <i>(Billing categories below do not match traditional crime groupings)</i>		2018				2017			
		September	Year to Date	Time Standard	Year To Date Weighted Hours	September	Year to Date	Time Standard	Year To Date Weighted Hours
Operational	Noise Complaint - Residence	5	17	3.4	57.8	1	26	3.4	88.4
	Noise Complaint - Business	0	7	3.4	23.8	1	5	3.4	17.0
	Noise Complaint - Animal	0	1	3.4	3.4	0	0		0.0
	Noise Complaint - Others	0	2	3.4	6.8	1	4	3.4	13.6
	Accident - non-MVC -Industrial	0	1	3.4	3.4	0	0		0.0
	Found Property - Master code	0	0		0.0	0	1	3.4	3.4
	Found - License Plate	0	0		0.0	0	1	3.4	3.4
	Found - Computer, parts & accessories	0	0		0.0	1	3	3.4	10.2
	Found-Personal Accessories	0	6	3.4	20.4	0	7	3.4	23.8
	Found-Household Property	1	1	3.4	3.4	0	3	3.4	10.2
	Found-Sporting Goods, Hobby Equip.	0	0		0.0	0	1	3.4	3.4
	Found-Machinery & Tools	0	0		0.0	1	1	3.4	3.4
	Found-Bicycles	4	10	3.4	34.0	1	9	3.4	30.6
	Found-Others	0	1	3.4	3.4	1	4	3.4	13.6
	Lost Property - Master code	0	0		0.0	0	1	3.4	3.4
	Lost License Plate	0	0		0.0	0	1	3.4	3.4
	Lost - Vehicle Accessories	1	1	3.4	3.4	0	0		0.0
	Lost-Personal Accessories	1	2	3.4	6.8	0	4	3.4	13.6
	Lost-Household Property	0	1	3.4	3.4	0	0		0.0
	Lost-Others	0	3	3.4	10.2	0	2	3.4	6.8
	Sudden Death - Natural Causes	1	7	3.4	23.8	1	5	3.4	17.0
	Suspicious Vehicle	1	15	3.4	51.0	2	34	3.4	115.6
	Trouble with Youth	2	32	3.4	108.8	5	31	3.4	105.4
	Medical Assistance - Other	1	3	3.4	10.2	1	3	3.4	10.2
	Vehicle Recovered - Automobile	1	1	3.4	3.4	0	1	3.4	3.4
	Vehicle Recovered - Trucks	0	1	3.4	3.4	0	1	3.4	3.4



## Calls For Service (CFS) Billing Summary Report

### St. Marys September - 2018

Billing Categories (Billing categories below do not match traditional crime groupings)		2018				2017			
		September	Year to Date	Time Standard	Year To Date Weighted Hours	September	Year to Date	Time Standard	Year To Date Weighted Hours
Operational	Vehicle Recovered - Other	0	0		0.0	1	1	3.4	3.4
	Unwanted Persons	2	14	3.4	47.6	0	11	3.4	37.4
	Neighbour Dispute	5	21	3.4	71.4	7	31	3.4	105.4
	Noise By-Law	0	3	3.4	10.2	0	2	3.4	6.8
	Dogs By-Law	0	0		0.0	0	1	3.4	3.4
	Other Municipal By-Laws	3	21	3.4	71.4	2	12	3.4	40.8
	Traffic By-Law	2	9	3.4	30.6	0	7	3.4	23.8
	Assist Fire Department	0	0		0.0	0	2	3.4	6.8
	Assist Public	11	130	3.4	442.0	19	132	3.4	448.8
	Family Dispute	1	31	3.4	105.4	5	45	3.4	153.0
	<b>Total</b>	<b>55</b>	<b>482</b>	<b>3.4</b>	<b>1,638.8</b>	<b>70</b>	<b>539</b>	<b>3.4</b>	<b>1,832.6</b>
Operational2	False Alarm-Accidental Trip	3	20	1.2	24.0	4	16	1.2	19.2
	False Alarm-Malfunction	2	22	1.2	26.4	1	21	1.2	25.2
	False Holdup Alarm-Accidental Trip	0	1	1.2	1.2	0	3	1.2	3.6
	False Holdup Alarm-Malfunction	0	0		0.0	1	1	1.2	1.2
	False Alarm -Others	0	10	1.2	12.0	0	8	1.2	9.6
	False Alarm - Cancelled	3	26	1.2	31.2	3	20	1.2	24.0
	Keep the Peace	2	9	1.2	10.8	3	12	1.2	14.4
	911 call / 911 hang up	7	66	1.2	79.2	5	50	1.2	60.0
	911 hang up - Pocket Dial	2	15	1.2	18.0	1	4	1.2	4.8
	911 call - Dropped Cell	1	11	1.2	13.2	0	4	1.2	4.8
	<b>Total</b>	<b>20</b>	<b>180</b>	<b>1.2</b>	<b>216.0</b>	<b>18</b>	<b>139</b>	<b>1.2</b>	<b>166.8</b>
Traffic	MVC (MOTOR VEHICLE COLLISION) -Master code	0	2	3.4	6.8	0	0		0.0
	MVC - Personal Injury (MOTOR VEHICLE COLLISION)	1	2	3.4	6.8	0	0		0.0
	MVC - Prop. Dam. Non Reportable	2	22	3.4	74.8	1	17	3.4	57.8
	MVC - Prop. Dam. Reportable (MOTOR VEHICLE COLLISION)	1	20	3.4	68.0	1	11	3.4	37.4



## Calls For Service (CFS) Billing Summary Report

### St. Marys September - 2018

Billing Categories (Billing categories below do not match traditional crime groupings)		2018				2017			
		September	Year to Date	Time Standard	Year To Date Weighted Hours	September	Year to Date	Time Standard	Year To Date Weighted Hours
Traffic	MVC - Prop. Dam. Failed to Remain (MOTOR VEHICLE COLLISION)	0	3	3.4	10.2	0	4	3.4	13.6
	MVC - Others (MOTOR VEHICLE COLLISION)	0	1	3.4	3.4	0	0		0.0
	<b>Total</b>	<b>4</b>	<b>50</b>	<b>3.4</b>	<b>170.0</b>	<b>2</b>	<b>32</b>	<b>3.4</b>	<b>108.8</b>
<b>Total</b>		<b>117</b>	<b>1,008</b>		<b>4,390.5</b>	<b>133</b>	<b>1,016</b>		<b>4,377.4</b>

#### Note to Detachment Commanders:

- The content of each report is to be shared by the Detachment Commander only with the municipality for which it was generated. The municipality may treat this as a public document and distribute it as they wish.
- All data is sourced from the Niche RMS application. Included are 'reported' occurrences (actuals and unfounded occurrences) for 'billable' occurrences ONLY. Data is refreshed on a weekly basis.
- The Traffic category includes motor vehicle collision (MVC) occurrences entered into Niche (UCR code 8521). MVCs are NOT sourced from the eCRS application for this report.
- Only the primary violation is counted within an occurrence.
- Time standards displayed are for the 2017 billing period.

#### Note to Municipalities:

- Data contained within this report is dynamic in nature and numbers will change over time as the Ontario Provincial Police continues to investigate and solve crime.
- This report is NOT to be used for crime trend analysis as not all occurrences are included.
- Data groupings within this report do not match traditional crime groupings seen in other public reports such as the OPP Police Services Board reports or Statistics Canada reporting.

**FALSE ALARM REPORT**  
**Town of St Marys**  
**01 September - 30 September 2018**

INCIDENT NUMBER	DATE	MUNICIPAL ADDRESS	COMMON NAME	CANCELLED PRIOR TO POLICE ARRIVAL	OTHER NOTES
<b>September</b>					
LP18261922	01-Sep-18	600 James St	Shur-Gain Maple Leaf	Attended	FALSE
LP18268235	05-Sep-18	136 Queen St. E.,	BMO	Attended	FALSE
LP18268600	06-Sep-18	475 James St. S.	DFK Equipment	Cancelled	FALSE
LP18269608	07-Sep-18	300 Thomas St.,	Westover Inn	Cancelled	FALSE
LP18271178	08-Sep-18	408 James St S.,	MOC - Public Works	Attended	FALSE
LP18271919	09-Sep-18	300 Thomas St.,	Westover Inn	Attended	FALSE
LP18278587	15-Sep-18	25 Lindsay Atkinson Dr.,	Little Falls Public School	Cancelled	FALSE
LP18285694	21-Sep-18	600 James St. S.,	Shur-Gain Maple Leaf	Attended	FALSE
LP18288560	24-Sep-18	136 Queen St E.,	Bank of Montreal	Attended	FALSE
LP18292015	28-Sep-18	15 Church St. E.,	Public Library	Cancelled	FALSE