



AGENDA
Community Policing Advisory Committee

November 22, 2018

9:00 am

Council Chambers, Town Hall

Pages

1. **CALL TO ORDER**
2. **DECLARATION OF PECUNIARY INTEREST**
3. **ADDITIONS TO THE AGENDA**
THAT the November 22, 2018 Community Policing Advisory Committee agenda be accepted as presented.
4. **ADOPTION OF MINUTES FROM PREVIOUS MEETING** 3
THAT the October 17, 2018 Community Policing Advisory Committee meeting minutes be approved and signed by the Chair and the Secretary.
5. **BUSINESS ARISING FROM MINUTES**
6. **DELEGATIONS**
(None received)
7. **REPORTS**
 - 7.1 **OPP MONTHLY STATISTICS** 6
THAT the October 2018 OPP monthly report be received for information.
 - 7.2 **OPP FALSE ALARM REPORT** 23
THAT the October 2017 False Alarm Report be received for information.
 - 7.3 **STRATFORD POLICE MONTHLY REPORT**
(No report at this time; verbal report only)

THAT the Stratford Police Monthly Report verbal update be received for information.

8. CORRESPONDENCE

8.1 Wanda Mossey re: Skateboard Park Patrol

24

THAT the correspondence from Wanda Mossey regarding skateboard park patrol be received for information.

9. OTHER BUSINESS

9.1 Discussion - Amend Traffic By-Law to Prohibit Scooter Use on Town Streets

THAT the Community Policing Advisory Committee recommends Council consider an amendment to the traffic by-law to include a prohibition of the use of scooters on streets, subject to consultation with the Accessibility Advisory Committee.

9.2 Discussion - Police Check Fees for Volunteers

10. UPCOMING MEETINGS

January 16, 2019 - 9:00am, Council Chambers, Town Hall

11. ADJOURNMENT



MINUTES
Community Policing Advisory Committee

October 17, 2018
9:00am
Council Chambers, Town Hall

Committee Members Present: Peter McAsh
Mayor Strathdee
Fred Stam
John McGarry
Councillor Don Van Galen

OPP Present: Detachment Commander Rob Scott
Staff Sgt. Stephane Pilon

Stratford Police Services Board Present: Chief Greg Skinner
Deputy Chief Gerald Foster

Staff Present: Brent Kittmer, Committee Secretary

1. CALL TO ORDER

Chair Van Galen called the meeting to order at 9:00 am.

2. DECLARATION OF PECUNIARY INTEREST

None.

3. ADDITIONS TO THE AGENDA

Chair Van Galen requested an update from the OPP regarding the local concern of mobility scooters using roadways unsafely. S. Pilon will speak to this during the OPP monthly report.

Moved By Peter McAsh

Seconded By Fred Stam

THAT the agenda for October 17, 2018 Community Policing Advisory Committee be accepted as amended.

CARRIED

4. ADOPTION OF MINUTES FROM PREVIOUS MEETING

Community Policing Advisory Committee - October 17, 2018

Moved By Fred Stam
Seconded By Mayor Strathdee

THAT the September 19, 2018 Community Policing Advisory Committee meeting minutes be approved and signed by the Chair and the Secretary.

CARRIED

5. BUSINESS ARISING FROM MINUTES

None.

6. DELEGATIONS

None received.

7. REPORTS

7.1 OPP Monthly Report - September 2018

R. Scott spoke to the OPP Monthly report.

Mayor Strathdee inquired if there is anything the community should be doing to assist in the increased mental health calls. R. Scott noted that the OPP looks to crisis response, and integrating all service providers and community supports when responding. The OPP is investigating developing support hubs. Member McGarry updated the Committee that the United Way is raising funds locally to assist with hub development and that he will connect with the OPP.

S. Pilon spoke to the concern of unsafe operation of scooters on town streets, and the concern about loitering on Widder Street. The OPP sent out a zone alert to its patrol officers and requested that increased patrols be dedicated to reviewing these two issues. As of the date of the meeting no statistics were available if these patrols had revealed anything. If the problems persist, a dedicated focused patrol will be initiated.

Moved By Fred Stam
Seconded By John McGarry

THAT the September 2018 OPP monthly report be received for information.

CARRIED

7.2 False Alarm Report - September 2018

Moved By Peter McAsh
Seconded By Mayor Strathdee

THAT the September 2018 False Alarm Report be received for information.

CARRIED

8. CORRESPONDENCE

None received.

9. OTHER BUSINESS

9.1 Verbal Update - Town's Consideration of the Impact of Cannabis Legalization

B. Kittmer updated the Committee on Council's consideration of the municipal impacts of cannabis legalization. Council will consider a staff report on October 30, 2018 and any police enforcement related matters will be brought to the Committee for discussion and advice.

9.2 Verbal Update - Stratford Police Transition Activities

B. Kittmer introduced Stratford Police Chief Greg Skinner and Deputy Chief Gerald Foster to the Committee.

Chief Skinner and Deputy Chief Foster provided the Committee with an update on the transition activities ahead of the November 5, 2018 change in service date.

10. UPCOMING MEETINGS

The Committee agreed to reschedule the November meeting to November 22, 2018 at 9:00 am.

11. ADJOURNMENT

Moved By John McGarry

Seconded By Peter McAsh

THAT this meeting of the Community Policing Advisory Committee be adjourned at 9:54am.

CARRIED

Chair Don Van Galen

Brent Kittmer, CAO / Clerk, Board Secretary



Perth County



St. Marys Community Policing Advisory Committee Report



October 2018



Perth County OPP Community Safety and Engagement Report

St. Marys 2018/October

Calls for Service

2018: 146

2017: 181

2016: 209

Public Complaints

Policy	Nil
--------	-----

Service	Nil
---------	-----

Conduct	Nil
---------	-----

Secondary Employment

N/A

DAR - Community Safety / Mobilization Hours

Number of Cruiser Patrol Hours:	111.50
---------------------------------	--------

Number of Foot Patrol Hours:	24.50
------------------------------	-------

Number of School Patrol Hours:	22.50
--------------------------------	-------

Number of Specialized Patrol Hours:	Nil
-------------------------------------	-----

Number of Focused Patrol Hours:	Nil
---------------------------------	-----

Number of Community Mobilization Hours:	15.75
---	-------

Number of RIDE Program Hours:	2.00
-------------------------------	------

Number of Auxiliary Hours:	16.00
----------------------------	-------

Perth County OPP Community Safety and Engagement Report

St. Marys 2018/October

Detachment Initiatives	
Number of Targeted Media Releases:	<p>18 media releases were placed on the Perth County Media Portal, including six county-wide and one specific to St. Marys. This was concerning an impaired driver that was arrested in St. Marys.</p> <p>Media releases are put out to in an attempt to educate, create awareness, and emphasize the need for the public's help in solving crimes.</p>
Crime and Traffic Campaigns/Initiatives:	<p>There were 6 Collisions in St. Marys in October (4 Property Damage, 2 Personal Injury)</p> <p>There was one RIDE program conducted in St. Marys in October with negative results</p> <p>One person was charged with impaired driving in St. Marys this month</p> <p>Operation Impact occurred from October 5th-8th in which officers throughout the county laid 72 speeding charges, 23 moving violations and 3 impaired driving charges.</p>
Public Education Campaigns:	<p>Six media releases were issued this past month pertaining to county-wide information and/or public education campaigns.</p> <p>PC Brown was recently promoted to sergeant and will be working out of WRHQ.</p>
Crime Stoppers:	<p>01 Total new OPP tips (Perth County only)</p> <ul style="list-style-type: none"> ➤ 00 Perth Drugs ➤ 01 Perth Intelligence <p>One meeting attended and no presentations completed.</p>
Continuous Learning:	<p>Block Training – 1 Officer</p> <p>SFST Training – 1 Officer</p> <p>TRU Selection Training – 1 Officer</p> <p>DRE Field Certification – 1 Officer</p> <p>First Aid Instructor Training – 1 Officer</p> <p>Breath Tech Training – 1 Officer</p> <p>At Scene Collision Training – 1 Officer</p> <p>Provincial Multidisciplinary Training – 1 Officer</p> <p>Warrant Entry Requalification – 1 Officer</p> <p>Public Order Unit Training – 3 Officers</p>

Perth County OPP Community Safety and Engagement Report

St. Marys 2018/October

	VTRA Training – 1 Officer Crisis Negotiator Requalification – 1 Officer Night Shoot – 28 Officers
--	---

Community Engagement

School/Youth Officer Hours / Calls for Service:	<p>There were five incidents at DCVI this month. These included:</p> <ul style="list-style-type: none">• A family dispute• A warning for smoking on school property• A student had cannabis and two knives in their possession. They are also under investigation for theft. Continuing• Students made an Instagram site under their teacher's name. Police also located other disturbing websites on students' iPads. Warned.
Community Mobilization Officer:	<p>In October, PC Dekoning became involved with two youth who reside in Perth County. One is an 8 year old grade 3 student who suffers from a learning disability and continually leaves the school grounds which causes a number of safety concerns. One major concern is the schools vicinity to a major highway. PC Dekoning attended a meeting with the school officials and the youth's parent to discuss and implement a Safety Plan. The front line officers were advised of the Safety Plan and a picture of the youth was added to the OPP reporting system for future reference if required.</p> <p>The second youth PC Dekoning became involved with is a 14 year old grade 9 student who suffers from behavioural and mental health issues. PC Dekoning met with the Children's Aid Society and provided an up to date report of the increasing incidents that the Police were responding to involving the youth. As a result, CAS has reached out to the family and has assigned a worker to offer support to the youth and his family moving forward. PC Dekoning remains in regular contact with the youth's mother to offer assistance and advice.</p> <p>In his role as Community Mobilization Officer, PC Dekoning attends monthly meetings to discuss the High Risk Offenders who reside in Perth County. In attendance at the meetings is Probation, Crown's Office, Stratford Police, Stratford Jail, Victim Witness and OPP. Updates are provided with regards to these High Risk Offender's current charges, their whereabouts and when they are being released from custody. At the meetings we generally discuss 12 to 18 subjects.</p>

Perth County OPP Community Safety and Engagement Report

St. Marys 2018/October

	There were nine mental health calls for service in St. Marys in October, up from six in September.
Focused Patrol Initiatives:	There were no focused patrols this month.
Community Events:	Remembrance Day Service November 11 th Santa Claus Parade on November 16 th

Noteworthy Occurrences

- Party caught shoplifting from Canadian Tire. Charged accordingly.
- Driver arrested on a Tuesday at approximately 4:00pm for impaired driving.
- The transition from OPP to Stratford P.S. on November 5th was seamless

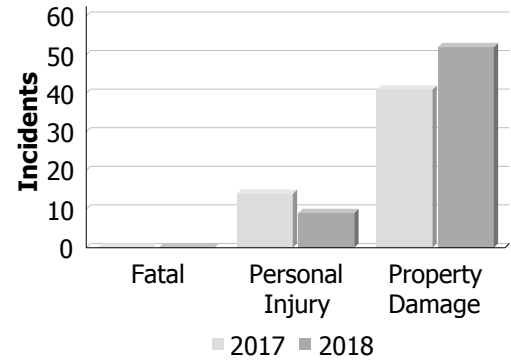
Looking Forward

Trends:	<ul style="list-style-type: none"> • Over the first ten months of 2018, the number of violent crime incidents in St. Marys stood at 48, up from the five-year average of 30. • Over the first ten months of 2018, the number of property crime incidents in St. Marys stood at 153, up from the five-year average of 127. • Over the first ten months of 2018, the number of mental health calls for service in St. Marys stood at 50, up from the five-year average of 38.
Detachment Pressures:	<ul style="list-style-type: none"> • Current vacancies / Block Training / Other Training / Annual Leave • Staffing pressures resulting from retirements, transfers, developmental opportunities, parental/maternity leaves, workplace accommodations • Increased patrols of school zones along with enforcement and education
Community Pressures:	<ul style="list-style-type: none"> • Get message out to lock vehicles and other property

Police Services Board Report for St. Marys
Collision Reporting System
October - 2018

Motor Vehicle Collisions by Type

Incidents	October			Year to Date - October		
	2017	2018	% Change	2017	2018	% Change
Fatal	0	0	--	5	8	60.0%
Personal Injury	14	9	-35.7%	112	82	-26.8%
Property Damage	41	52	26.8%	337	450	33.5%
Total	55	61	10.9%	454	540	18.9%



Data Utilized

- SQL online application reporting system – OPP CRS 2.3.09
- Collision Reporting System Business Intelligence Cube

Detachment: 6N - PERTH COUNTY
Location code(s): 6N00-PERTH COUNTY

Data source date:
2018/11/15

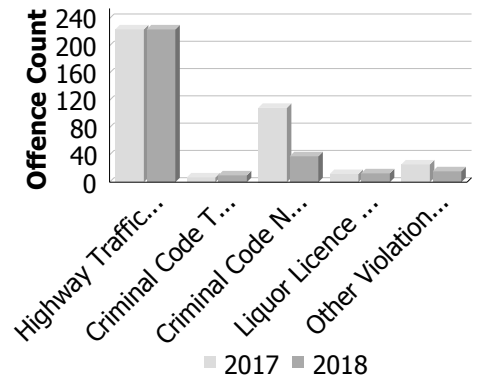
Report Generated by:
McFalls, Shawn

Report Generated on:
16-Nov-18 10:02:41 AM
PP-CSC-Operational Planning-4300
Page 11 of 24

Police Services Board Report for St. Marys
Integrated Court Offence Network
October - 2018

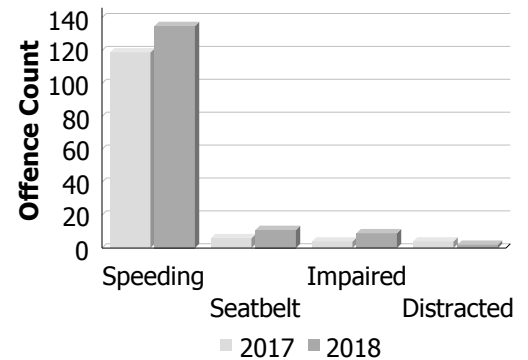
Criminal Code and Provincial Statute Charges Laid

Offence Count	October			Year to Date - October		
	2017	2018	% Change	2017	2018	% Change
Highway Traffic Act	224	224	0.0%	3,399	3,019	-11.2%
Criminal Code Traffic	7	10	42.9%	126	125	-0.8%
Criminal Code Non-Traffic	109	38	-65.1%	769	642	-16.5%
Liquor Licence Act	12	13	8.3%	117	83	-29.1%
Other Violations	26	16	-38.5%	400	226	-43.5%
All Violations	378	301	-20.4%	4,811	4,095	-14.9%



Traffic Related Charges

Offence Count	October			Year to Date - October		
	2017	2018	% Change	2017	2018	% Change
Speeding	119	135	13.4%	2,013	1,907	-5.3%
Seatbelt	6	11	83.3%	77	81	5.2%
Impaired	4	9	125.0%	86	91	5.8%
Distracted	4	2	-50.0%	78	54	-30.8%



Integrated Court Offence Network data is updated on a monthly basis: Data could be as much as a month and a half behind.

Data Utilized

- Ministry of Attorney General, Integrated Court Offence Network
- Integrated Court Offence Network Charge Business Intelligence Cube

Detachment: 6N - PERTH COUNTY

Location code(s): 6N00 - PERTH COUNTY

Data source date:
14-Nov-18 2:06:56 PM

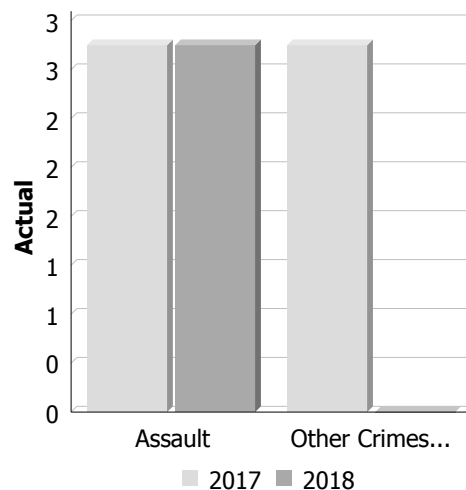
Report Generated by:
McFalls, Shawn

Report Generated on:
16-Nov-18 10:03:42 AM
PP-CSC-Operational Planning-4300
Page 12 of 24

Police Services Board Report for St. Marys
Records Management System
October - 2018

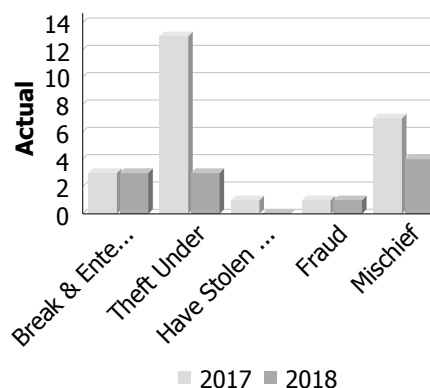
Violent Crime

Actual	October			Year to Date - October		
	2017	2018	% Change	2017	2018	% Change
Murder	0	0	--	0	0	--
Other Offences Causing Death	0	0	--	0	0	--
Attempted Murder	0	0	--	0	0	--
Sexual Assault	0	0	--	1	4	300.0%
Assault	3	3	0.0%	17	34	100.0%
Abduction	0	0	--	0	1	--
Robbery	0	0	--	0	0	--
Other Crimes Against a Person	3	0	-100.0%	10	9	-10.0%
Total	6	3	-50.0%	28	48	71.4%



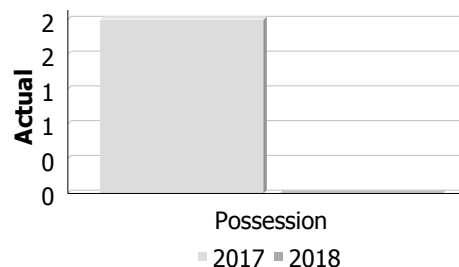
Property Crime

Actual	October			Year to Date - October		
	2017	2018	% Change	2017	2018	% Change
Arson	0	0	--	1	0	-100.0%
Break & Enter	3	3	0.0%	25	24	-4.0%
Theft Over	0	0	--	13	9	-30.8%
Theft Under	13	3	-76.9%	66	64	-3.0%
Have Stolen Goods	1	0	-100.0%	2	4	100.0%
Fraud	1	1	0.0%	13	16	23.1%
Mischief	7	4	-42.9%	37	35	-5.4%
Total	25	11	-56.0%	157	152	-3.2%



Drug Crime

Actual	October			Year to Date - October		
	2017	2018	% Change	2017	2018	% Change
Possession	2	0	-100.0%	3	2	-33.3%
Trafficking	0	0	--	2	0	-100.0%
Importation and Production	0	0	--	0	0	--
Total	2	0	-100.0%	5	2	-60.0%



Detachment: 6N - PERTH COUNTY

Location code(s): 6N00 - PERTH COUNTY

Area code(s): 6224 - Startford PS St. Marys, 6296 - DVCI (St Marys District Collegiate and Vocational Institute) (Old Association)

Data source date:
2018/11/10

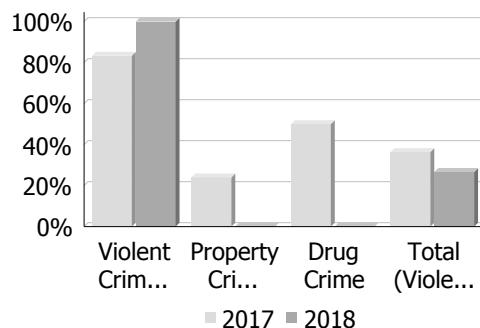
Report Generated by:
McFalls, Shawn

Report Generated on:
16-Nov-18 10:04:29 AM
PP-CSC-Operational Planning-4300

Police Services Board Report for St. Marys
Records Management System
October - 2018

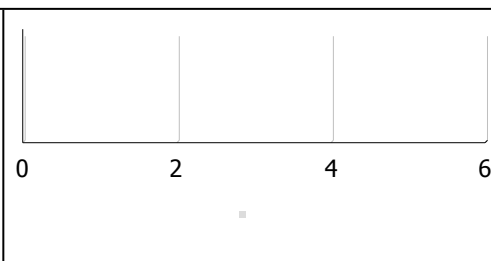
Clearance Rate

Clearance Rate	October			Year to Date - October		
	2017	2018	Difference	2017	2018	Difference
Violent Crime	83.3%	100.0%	16.7%	82.1%	89.6%	7.4%
Property Crime	24.0%	0.0%	-24.0%	12.1%	17.8%	5.7%
Drug Crime	50.0%	--	--	60.0%	50.0%	-10.0%
Total (Violent, Property & Drug)	36.4%	26.7%	-9.7%	24.5%	36.1%	11.6%



Criminal Record and Vulnerable Sector Screening Checks

Actual	October			Year to Date - October		
	2017	2018	% Change	2017	2018	% Change
Criminal Record Checks	0	0	--	0	0	--
Vulnerable Sector Screening Checks	0	0	--	1	0	-100.0%



Data contained within this report is dynamic in nature and numbers will change over time as the Ontario Provincial Police continue to investigate and solve crime.

Data Utilized

- Major Crimes
- Niche RMS All Offence Level Business Intelligence Cube

Detachment: 6N - PERTH COUNTY

Location code(s): 6N00 - PERTH COUNTY

Area code(s): 6224 - Startford PS St. Marys, 6296 - DVCI (St Marys District Collegiate and Vocational Institute) (Old Association)

Data source date:
2018/11/10

Report Generated by:
McFalls, Shawn

Report Generated on:
16-Nov-18 10:04:29 AM
PP-CSC-Operational Planning-4300

STATEMENT OF FEES COLLECTED RECOVERABLE EXPENSES

Perth County Detachment

St Marys

Month of: September 2018			
Service	Receipted	Cash	Sub-Total
Record Checks - Employment	28	\$700.00	\$700.00
Fingerprints			
Insurance Requests	Not Done	All added as SEB on cash sheet	
Occurrence Reports			
RCMP			
Totals			\$700.00

Year to Date (includes current month)			
Service	Receipted	Cash	Year to Date
Record Checks - Employment	220	\$5500.00	\$5500.00
Fingerprints			
Insurance Requests			
Occurrence Reports			
RCMP			
Totals			\$5500.00



Calls For Service (CFS) Billing Summary Report

St. Marys October - 2018

Billing Categories (Billing categories below do not match traditional crime groupings)		2018				2017			
		October	Year to Date	Time Standard	Year To Date Weighted Hours	October	Year to Date	Time Standard	Year To Date Weighted Hours
Violent Criminal Code	Sexual Assault	0	2	15.1	30.2	0	1	15.1	15.1
	Sexual Interference	0	2	15.1	30.2	0	0		0.0
	Non-Consensual Distribution of Intimate Images	0	1	15.1	15.1	0	0		0.0
	Aggravated Assault-Level 3	0	1	15.1	15.1	0	0		0.0
	Assault With Weapon or Causing Bodily Harm-Level 2	0	2	15.1	30.2	1	4	15.1	60.4
	Assault-Level 1	3	32	15.1	483.2	2	15	15.1	226.5
	Pointing a Firearm	0	1	15.1	15.1	0	1	15.1	15.1
	Forcible confinement	0	1	15.1	15.1	0	0		0.0
	Criminal Harassment	0	3	15.1	45.3	0	8	15.1	120.8
	Indecent/Harassing Communications	0	0		0.0	0	2	15.1	30.2
	Utter Threats -Master code	0	3	15.1	45.3	2	2	15.1	30.2
	Utter Threats to Person	1	10	15.1	151.0	1	4	15.1	60.4
	Utter Threats to Person - Government Employee (non-police)	0	1	15.1	15.1	0	0		0.0
	Other Criminal Code * against public order	0	0		0.0	0	1	15.1	15.1
	Total	4	59	15.1	890.9	6	38	15.1	573.8
Property Crime Violations	Arson - Building	0	0		0.0	0	1	7.6	7.6
	Break & Enter	3	24	7.6	182.4	4	28	7.6	212.8
	Unlawful in a dwelling house	0	0		0.0	0	1	7.6	7.6
	Theft Over - Construction Site	0	1	7.6	7.6	0	0		0.0
	Theft Over - Other Theft	0	1	7.6	7.6	0	1	7.6	7.6
	Theft of - Mail	0	1	7.6	7.6	0	0		0.0
	Theft of Motor Vehicle	0	5	7.6	38.0	0	3	7.6	22.8
	Theft of - Automobile	0	2	7.6	15.2	0	4	7.6	30.4
	Theft of - Trucks	0	0		0.0	0	5	7.6	38.0
	Theft of - Motorcycles	0	0		0.0	0	1	7.6	7.6
	Theft of - All Terrain Vehicles	0	0		0.0	0	1	7.6	7.6
	Theft of - Other Motor Vehicles	0	1	7.6	7.6	0	2	7.6	15.2
	Theft Under -master code	0	2	7.6	15.2	0	2	7.6	15.2
	Theft Under - Construction Site	0	2	7.6	15.2	0	0		0.0



Calls For Service (CFS) Billing Summary Report

St. Marys October - 2018

Billing Categories <i>(Billing categories below do not match traditional crime groupings)</i>		2018				2017			
		October	Year to Date	Time Standard	Year To Date Weighted Hours	October	Year to Date	Time Standard	Year To Date Weighted Hours
Property Crime Violations	Theft under - Bicycles	0	12	7.6	91.2	0	11	7.6	83.6
	Theft under - Building	0	2	7.6	15.2	0	0		0.0
	Theft under - Persons	0	2	7.6	15.2	0	2	7.6	15.2
	Theft under - Trailers	1	1	7.6	7.6	0	1	7.6	7.6
	Theft under - Other Theft	1	17	7.6	129.2	4	15	7.6	114.0
	Theft under - Boat (Vessel)	0	0		0.0	0	2	7.6	15.2
	Theft Under - Gasoline Drive-off	0	4	7.6	30.4	1	6	7.6	45.6
	Theft FROM Motor Vehicle Under \$5,000	1	12	7.6	91.2	7	25	7.6	190.0
	Theft Under \$5,000 [SHOPLIFTING]	0	11	7.6	83.6	1	6	7.6	45.6
	Possession of Stolen Goods over \$5,000	0	2	7.6	15.2	0	0		0.0
	Possession of Stolen Goods under \$5,000	0	2	7.6	15.2	1	2	7.6	15.2
	Fraud - Steal/Forge/Poss./Use Credit Card	0	0		0.0	1	3	7.6	22.8
	Fraud - False Pretence < = \$5,000	0	1	7.6	7.6	0	1	7.6	7.6
	Fraud - Forgery & Uttering	0	1	7.6	7.6	0	0		0.0
	Fraud - Fraud through mails	0	1	7.6	7.6	0	0		0.0
	Fraud -Money/property/ security > \$5,000	1	1	7.6	7.6	0	1	7.6	7.6
	Fraud -Money/property/ security <= \$5,000	1	8	7.6	60.8	0	5	7.6	38.0
	Fraud - Other	0	6	7.6	45.6	0	5	7.6	38.0
	Personation with Intent (fraud)	0	0		0.0	0	1	7.6	7.6
	Identity Fraud	0	0		0.0	0	1	7.6	7.6
	Mischief - master code	4	34	7.6	258.4	7	39	7.6	296.4
	Mischief [Graffiti - Non Gang Related]	0	2	7.6	15.2	1	4	7.6	30.4
	Interfere with lawful use, enjoyment of property	0	1	7.6	7.6	0	1	7.6	7.6
	Property Damage	1	4	7.6	30.4	1	4	7.6	30.4
	Total	13	163	7.6	1,238.8	28	184	7.6	1,398.4
Other Criminal Code Violations (Excluding traffic)	Offensive Weapons-Possession of Weapons	0	1	7.6	7.6	0	0		0.0
	Offensive Weapons-Other Offensive Weapons	1	1	7.6	7.6	0	0		0.0



Calls For Service (CFS) Billing Summary Report

St. Marys October - 2018

Billing Categories <i>(Billing categories below do not match traditional crime groupings)</i>		2018				2017			
		October	Year to Date	Time Standard	Year To Date Weighted Hours	October	Year to Date	Time Standard	Year To Date Weighted Hours
Other Criminal Code Violations (Excluding traffic)	Offensive Weapons- Other Weapons Offences	0	1	7.6	7.6	0	0		0.0
	Bail Violations - Fail To Comply	1	8	7.6	60.8	1	4	7.6	30.4
	Bail Violations - Others	0	2	7.6	15.2	0	1	7.6	7.6
	Bail Violations - Recognizance	1	1	7.6	7.6	0	1	7.6	7.6
	Possession Of Counterfeit Money	0	2	7.6	15.2	0	4	7.6	30.4
	Uttering Counterfeit Money	0	0		0.0	0	1	7.6	7.6
	Counterfeit Money - Others	0	1	7.6	7.6	1	10	7.6	76.0
	Disturb the Peace	0	3	7.6	22.8	1	3	7.6	22.8
	Public Morals	0	0		0.0	0	2	7.6	15.2
	Trespass at Night	0	1	7.6	7.6	0	2	7.6	15.2
	Breach of Probation	0	8	7.6	60.8	0	8	7.6	60.8
	Breach of Probation -In relation to children	0	0		0.0	0	1	7.6	7.6
	Utter Threats to Property / Animals	0	1	7.6	7.6	0	0		0.0
	Public mischief - mislead peace officer	0	1	7.6	7.6	0	0		0.0
	Contraband Tobacco	0	1	7.6	7.6	0	0		0.0
	Utter Threats to damage property	0	0		0.0	0	1	7.6	7.6
	Total	3	32	7.6	243.2	3	38	7.6	288.8
Drug Possession	Possession Other Controlled Drugs and Substance Act	0	1	6.2	6.2	1	2	6.2	12.4
	Possession Cannabis	0	1	6.2	6.2	1	2	6.2	12.4
	Drug related occurrence	0	3	6.2	18.6	0	3	6.2	18.6
	Overdose	0	1	6.2	6.2	0	0		0.0
	Total	0	6	6.2	37.2	2	7	6.2	43.4
Drugs	Trafficking Other Controlled Drugs and Substance Act	0	0		0.0	0	2	33.9	67.8
	Total	0	0		0.0	0	2	33.9	67.8
Statutes & Acts	Landlord/Tenant	2	8	3.1	24.8	1	8	3.1	24.8
	Mental Health Act	1	18	3.1	55.8	0	28	3.1	86.8
	Mental Health Act - Attempt Suicide	2	4	3.1	12.4	0	5	3.1	15.5
	Mental Health Act û Threat of Suicide	2	21	3.1	65.1	1	17	3.1	52.7



Calls For Service (CFS) Billing Summary Report

St. Marys October - 2018

Billing Categories <i>(Billing categories below do not match traditional crime groupings)</i>		2018				2017			
		October	Year to Date	Time Standard	Year To Date Weighted Hours	October	Year to Date	Time Standard	Year To Date Weighted Hours
Statutes & Acts	Mental Health Act - Voluntary Transport	2	5	3.1	15.5	0	5	3.1	15.5
	Mental Health Act - Placed on Form	2	3	3.1	9.3	1	5	3.1	15.5
	Custody Dispute	0	0		0.0	0	1	3.1	3.1
	Trespass To Property Act	2	19	3.1	58.9	1	11	3.1	34.1
	Total	13	78	3.1	241.8	4	80	3.1	248.0
Operational	Animal - Left in Vehicle	0	2	3.4	6.8	0	2	3.4	6.8
	Animal Bite	0	0		0.0	1	2	3.4	6.8
	Animal Stray	0	5	3.4	17.0	0	2	3.4	6.8
	Animal Injured	0	0		0.0	0	3	3.4	10.2
	Animal - Other	1	6	3.4	20.4	0	17	3.4	57.8
	Animal - Dog Owners Liability Act	0	0		0.0	1	1	3.4	3.4
	Alarm -Master code	0	1	3.4	3.4	0	0		0.0
	Alarm -Others	0	3	3.4	10.2	0	1	3.4	3.4
	Domestic Disturbance	4	45	3.4	153.0	2	34	3.4	115.6
	Suspicious Person	2	63	3.4	214.2	3	71	3.4	241.4
	Phone -Nuisance - No Charges Laid	0	4	3.4	13.6	1	5	3.4	17.0
	Phone -Obscene - No Charges Laid	0	1	3.4	3.4	0	0		0.0
	Phone -Other - No Charges Laid	1	2	3.4	6.8	1	2	3.4	6.8
	False Fire Alarm - Building	0	0		0.0	0	1	3.4	3.4
	Fire - Building	0	1	3.4	3.4	0	0		0.0
	Fire - Other	0	1	3.4	3.4	0	0		0.0
	Insecure Condition - Building	1	5	3.4	17.0	0	3	3.4	10.2
	Missing Person under 12	0	1	3.4	3.4	0	0		0.0
	Missing Person 12 & older	0	11	3.4	37.4	0	6	3.4	20.4
	Missing Person Located Under 12	0	0		0.0	0	1	3.4	3.4
	Missing Person Located 12 & older	1	6	3.4	20.4	1	4	3.4	13.6
	Noise Complaint -Master code	0	1	3.4	3.4	0	0		0.0
	Noise Complaint - Vehicle	0	0		0.0	0	2	3.4	6.8
	Noise Complaint - Residence	2	22	3.4	74.8	1	27	3.4	91.8



Calls For Service (CFS) Billing Summary Report

St. Marys October - 2018

Billing Categories <i>(Billing categories below do not match traditional crime groupings)</i>		2018				2017			
		October	Year to Date	Time Standard	Year To Date Weighted Hours	October	Year to Date	Time Standard	Year To Date Weighted Hours
Operational	Noise Complaint - Business	1	9	3.4	30.6	1	6	3.4	20.4
	Noise Complaint - Animal	0	1	3.4	3.4	0	0		0.0
	Noise Complaint - Others	0	2	3.4	6.8	0	4	3.4	13.6
	Accident - non-MVC - Industrial	0	1	3.4	3.4	1	1	3.4	3.4
	Found Property -Master code	0	0		0.0	0	1	3.4	3.4
	Found - License Plate	0	0		0.0	1	2	3.4	6.8
	Found - Computer, parts & accessories	0	0		0.0	0	3	3.4	10.2
	Found-Personal Accessories	0	6	3.4	20.4	1	8	3.4	27.2
	Found-Household Property	0	1	3.4	3.4	0	3	3.4	10.2
	Found-Sporting Goods, Hobby Equip.	0	0		0.0	0	1	3.4	3.4
	Found-Machinery & Tools	0	0		0.0	0	1	3.4	3.4
	Found-Bicycles	0	10	3.4	34.0	1	10	3.4	34.0
	Found-Others	1	3	3.4	10.2	0	4	3.4	13.6
	Lost Property -Master code	0	0		0.0	2	3	3.4	10.2
	Lost License Plate	0	0		0.0	1	2	3.4	6.8
	Lost - Vehicle Accessories	0	1	3.4	3.4	0	0		0.0
	Lost-Personal Accessories	0	3	3.4	10.2	1	5	3.4	17.0
	Lost-Household Property	0	1	3.4	3.4	0	0		0.0
	Lost-Others	1	4	3.4	13.6	0	2	3.4	6.8
	Sudden Death - Natural Causes	0	7	3.4	23.8	0	5	3.4	17.0
	Suspicious Vehicle	5	21	3.4	71.4	1	35	3.4	119.0
	Trouble with Youth	1	35	3.4	119.0	7	38	3.4	129.2
	Medical Assistance - Other	0	3	3.4	10.2	0	3	3.4	10.2
	Vehicle Recovered - Automobile	0	1	3.4	3.4	0	1	3.4	3.4
	Vehicle Recovered - Trucks	0	1	3.4	3.4	0	1	3.4	3.4
	Vehicle Recovered - Other	0	0		0.0	0	1	3.4	3.4
	Unwanted Persons	1	15	3.4	51.0	2	13	3.4	44.2
	Neighbour Dispute	0	23	3.4	78.2	4	35	3.4	119.0



Calls For Service (CFS) Billing Summary Report

**St. Marys
October - 2018**

Billing Categories <i>(Billing categories below do not match traditional crime groupings)</i>		2018				2017			
		October	Year to Date	Time Standard	Year To Date Weighted Hours	October	Year to Date	Time Standard	Year To Date Weighted Hours
Operational	Noise By-Law	0	3	3.4	10.2	0	2	3.4	6.8
	Dogs By-Law	0	0		0.0	0	1	3.4	3.4
	Other Municipal By-Laws	0	21	3.4	71.4	3	15	3.4	51.0
	Traffic By-Law	0	10	3.4	34.0	2	9	3.4	30.6
	Assist Fire Department	0	0		0.0	0	2	3.4	6.8
	Assist Public	13	147	3.4	499.8	12	144	3.4	489.6
	Family Dispute	3	36	3.4	122.4	4	49	3.4	166.6
	Total	38	545	3.4	1,853.0	55	594	3.4	2,019.6
Operational2	False Alarm-Accidental Trip	0	20	1.2	24.0	0	16	1.2	19.2
	False Alarm-Malfunction	1	23	1.2	27.6	3	24	1.2	28.8
	False Holdup Alarm-Accidental Trip	0	1	1.2	1.2	0	3	1.2	3.6
	False Holdup Alarm-Malfunction	0	0		0.0	0	1	1.2	1.2
	False Alarm -Others	0	11	1.2	13.2	0	8	1.2	9.6
	False Alarm -Cancelled	2	29	1.2	34.8	2	22	1.2	26.4
	Keep the Peace	1	10	1.2	12.0	2	14	1.2	16.8
	911 call / 911 hang up	7	80	1.2	96.0	10	60	1.2	72.0
	911 hang up - Pocket Dial	3	18	1.2	21.6	2	6	1.2	7.2
	911 call - Dropped Cell	0	11	1.2	13.2	1	5	1.2	6.0
	Total	14	203	1.2	243.6	20	159	1.2	190.8
Traffic	MVC (MOTOR VEHICLE COLLISION) -Master code	0	2	3.4	6.8	0	0		0.0
	MVC - Personal Injury (MOTOR VEHICLE COLLISION)	0	2	3.4	6.8	0	0		0.0
	MVC - Prop. Dam. Non Reportable	2	24	3.4	81.6	3	20	3.4	68.0
	MVC - Prop. Dam. Reportable (MOTOR VEHICLE COLLISION)	1	22	3.4	74.8	1	12	3.4	40.8
	MVC - Prop. Dam. Failed to Remain (MOTOR VEHICLE COLLISION)	0	3	3.4	10.2	0	4	3.4	13.6
	MVC - Others (MOTOR VEHICLE COLLISION)	0	1	3.4	3.4	0	0		0.0
	Total	3	54	3.4	183.6	4	36	3.4	122.4
Total		88	1,140		4,932.1	122	1,138		4,953.0

Note to Detachment Commanders:

- The content of each report is to be shared by the Detachment Commander only with the municipality for which it was generated. The municipality may treat this as a public document and distribute it as they wish.



Calls For Service (CFS) Billing Summary Report

St. Marys October - 2018

- All data is sourced from the Niche RMS application. Included are 'reported' occurrences (actuals and unfounded occurrences) for 'billable' occurrences ONLY. Data is refreshed on a weekly basis.
- The Traffic category includes motor vehicle collision (MVC) occurrences entered into Niche (UCR code 8521). MVCs are NOT sourced from the eCRS application for this report.
- Only the primary violation is counted within an occurrence.
- Time standards displayed are for the 2017 billing period.

Note to Municipalities:

- Data contained within this report is dynamic in nature and numbers will change over time as the Ontario Provincial Police continues to investigate and solve crime.
- This report is NOT to be used for crime trend analysis as not all occurrences are included.
- Data groupings within this report do not match traditional crime groupings seen in other public reports such as the OPP Police Services Board reports or Statistics Canada reporting.

FALSE ALARM REPORT
Town of St Marys
01 October - 31 October 2018

INCIDENT NUMBER	DATE	MUNICIPAL ADDRESS	COMMON NAME	CANCELLED PRIOR TO POLICE ARRIVAL	OTHER NOTES
October					
LP18295003	1-Oct-18	15 Church ST N.	St Marys Public Library	Cancelled	FALSE
LP18298097	4-Oct-18	300 Thomas ST.,	Westover Inn	Cancelled	FALSE
LP18300467	6-Oct-18	15 Church St N	St Marys Public Library	Cancelled	FALSE
LP18315453	21Ocr	600 James St S	Surgain Foods	Attended	FALSE
LP18321155	26-Oct-18	395 Queen St W	Whiteman Communications	Attended	FALSE

Mayor Al Strathdee and Council

I am writing this letter as a concerned parent about the skateboard park. I am worried about what goes on there, there is a lot of marijuana and other drugs there all day and night.. Our son has gotten in trouble over there {no way is this the towns fault, he made his own choices} I would just like the place to be looked in on more by the police. I would hate someone to get really hurt someday, either a drug overdose. major crimes or worst. There are kids of all ages there very late at night. I know there are better choices these kids need to make, I do not know what they are.

Yours Sincerely, Wanda Mossey 89 Maxwell St.

Wanda Mossey